

Developing and Maintaining a Translation

Overview

Procedure for developing and maintaining a translation

Creating Translation

To add a translation, please follow the steps on [Adding, Updating, and Removing Translations](#)

Editing a Translation

To edit a translation follow these steps:

- Select the "Translation" tab and open the "Editing" accordion.

Directory

Refset






Translation

Admin

- Select the translation intended to be edited.

Editing (2) (AUTHOR)

Search

Refset Id	Name / Last Modified	Module / Terminology	Lang.	
TMP-m7ebd7	Translation local set 2017-01-17 19:03:49	12345 SNOMEDCT MAIN	da	  
TMP-cajlaw	Translation of Demo Refset 2017-01-24 18:10:56	12345 SNOMEDCT MAIN	es	  







- Available concepts will be displayed below.



Available Concepts (12)

« < 1 2 > »

Search

Page size: 10

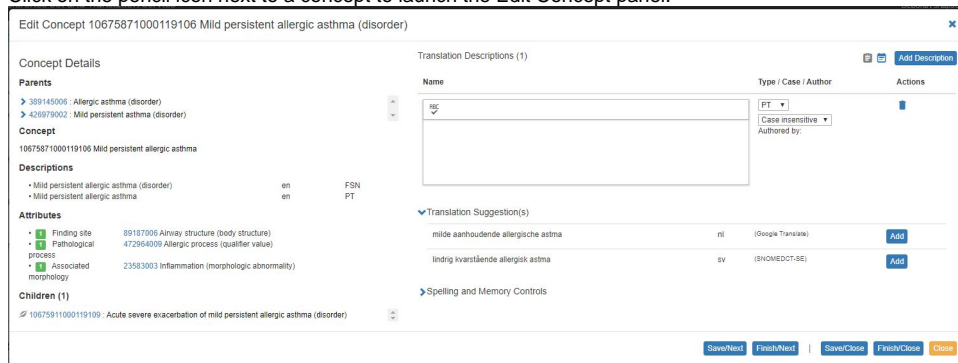
Concept Id	Name	Actions
10675871000119106	Mild persistent allergic asthma (disorder)	 
10675911000119109	Acute severe exacerbation of mild persistent allergic asthma (disorder)	 
10675991000119100	Acute severe exacerbation of mild persistent allergic asthma co-occurrent with allergic rhinitis (disorder)	 

- Assign a concept by clicking on the  icon. Multiple concepts can be assigned in one action by clicking on the  icon next to the header 'Actions'.

Assigned Concepts (2)

Search			Actions
Concept Id	Name	Last Modified	
10675991000119100	Acute severe exacerbation of mild persistent allergic asthma co-occurrent with allergic rhinitis (disorder)	2017-01-24 18:31:48	   
10675871000119106	Mild persistent allergic asthma (disorder)	2017-01-24 18:31:38	   

- Click on the pencil icon next to a concept to launch the Edit Concept panel.






- Enter the translation in the text box in column 'Name'. Alternatively, select a suggested translation by clicking the 'Add' button. One selected translation is provided courtesy of Google Translate. Including additional suggested translations brought in from the terminology server, can be configured when creating a project. See the page [Projects, Refsets, Translations](#).
- Additional translations can be added by clicking the 'Add Description' button.
- Navigation Actions
 - Save/Next: Saves concept state and displays the next concept in the Assigned Concepts list. User can return to editing this concept by selecting the pencil icon again.
 - Finish/Next: Saves concept state, moves it to the next stage in the workflow. Displays the next concept in the Assigned Concepts list. This concept will no longer appear on the Assigned Concepts list.
 - Save/Close: Saves concept state. Closes Edit Concept panel.
 - Finish/Close: Saves concept state, moves it to the next stage in the workflow. Closes Edit Concept panel. This concept will no longer appear on the Assigned Concepts list.
 - Close: Closes Edit Concept panel.

Spelling Dictionary


The Spelling dictionary contributes to accuracy when translating many concepts from the same language. The user can start by importing a spelling dictionary consisting of correctly spelled terms from the target language. Alternatively, or additionally, the user can add correctly spelled words to the dictionary as the translation progresses. In this way when words are reused, they will be recognized.

- In the translation details panel, the Spelling Dictionary can be enabled/disabled. The Spelling Dictionary can be initialized by copying the dictionary from another translation. Finally, a dictionary of terms can be imported from a file.



Spelling Dictionary

 ENABLED  



- In the concept editing panel, the user edits translations and can select the  icon to spell-check each translation description. Terms not recognized by the spelling dictionary will be underlined in red.

Name	Type /Case	Actions
<div> <div>ABC ✓</div> <div> <div>Hele corticobulbar tarmkanalen af indre kapsel</div> </div> </div>	<div>PT ▼</div> <div>Case insensitive ▼</div>	<div> <div>🗑️</div> <div>+</div> </div>

- Those terms can be added to the spelling dictionary by clicking on the  icon in the Actions column. Clicking  subsequent times, will not result in any red underlined words.
- If a word was added to the spelling dictionary inadvertently, it can be removed via the 'Spelling and Memory Controls' panel. Simply select the incorrect spelling from the picklist and click the 'Remove' button.

▼ Spelling and Memory Controls

☒ Spelling Correction (ENABLED)