

General

Overview


Documentation on general use of the mapping tool user interface.

Details

Following are some general features of the application and how they work.

Logging In

The login screen for the application provides the opportunity to either enter a username/password or to use the application as a "guest".

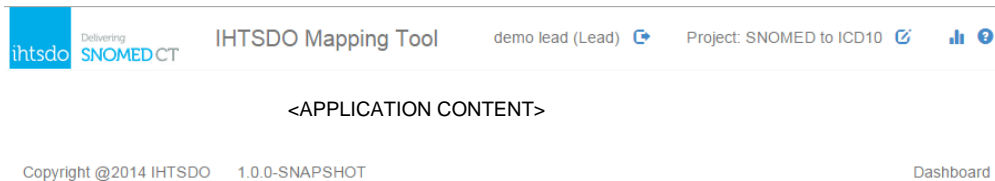


The screenshot shows a login interface with two main sections. On the left, under the heading "Enter User and Password", there are two input fields: "Username" and "Password", each with a small eye icon to its right. Below these fields is a "Login" button. On the right, under the heading "View Maps as a Guest", there is a "View Maps" button.

Logging in is required to access SPECIALIST, LEAD, or ADMIN capabilities. Using the "View Maps" button will allow a user to interact as a VIEWER and see information about public projects, including map project details and map records.

Header and Footer

Each page of the application has a header and a footer that float at the top and bottom of the page.



The header contains this info:

- The logo
- The application title
- Summary of the username and role (with a logout button)
- A picklist for the current focus project
- An icon to return to the dashboard
- A help icon to receive within-application help.

The footer contains this info:

- The copyright
- The application version
- The name of the current page the user is on (e.g. "Dashboard")

Switching Focus Project

The application always keeps track of the current focus project. In any view, the focus project determines what information is available for display and interaction. To change the focus project, click on the focus project control and choose the desired project.

demo lead (Lead)  Project: SNOMED to ICD10 

SNOMED to ICD10
SNOMED to ICD9CM
SNOMED to ICPC - Family Practice/GPF Refset
Unmapped SNOMED to ICD10

Here, you can see there are 4 projects in total in the system, with the current focus project set to "SNOMED to ICD10".

NOTE: It is recommended that you change the focus project from the dashboard screen as behavior is somewhat undefined for certain other screens.

Role-based Dashboard

Once a user is logged in, the landing page is a "dashboard" tailored to the role of that user. There are therefore 4 different dashboard configurations with lists of default widgets included. See more information about widgets on [Dashboard Widgets](#).

- Viewer Dashboard
 - Map project Widget
- Specialist Dashboard
 - Includes all viewer widgets
 - Available work widget
 - Assigned work widget
 - Feedback widget
 - Recently edited widget
- Lead Dashboard
 - Includes all specialist widgets (with some extra tabs)
 - Project reports widget
 - QA checks widget
- Admin Dashboard
 - Map records administration widget
 - Application admin widget
 - Project reports widget

Viewing Map Project Metadata

TODO

Viewing Map Project Details

To view map project details, click on the "Project Details" button in the "Map project widget". This opens a view summarizing the map project details. The amount of information shown and whether it is editable is determined by project role.

Unmapped SNOMED to ICD10

Map Records



Map Project Details

Source Terminology	SNOMEDCT, 20140731
Destination Terminology	ICD10, 2010
Ref Set	, 4475620030
Published	false
Group Structure	true
Rule Based	true
Relation Style	Map Category Style
Map Type	Extended Map
Workflow Type	Review Project

Map Leads

Map Specialists

Viewing Map Records for a Project

To view map project details, click on the "Map Records" button in the "Map project widget". This opens a view listing the map records with searching and paging capabilities. VIEWERS see only published records without map notes, SPECIALISTS also see their own in-progress records and map notes. LEADS and ADMINS see all map records and notes for the focus project.

Project Records



SNOMED to ICD10

42357 results, page 1 of 4236

First Previous **1** 2 3 4 5 6 7 8 9 10 Next Last

Acquired asymmetry of prostate, 100191000119105

Map Entries
 1/1 N42.8 Other specified disorders of prostate
 TRUE

 MAP SOURCE CONCEPT IS PROPERLY CLASSIFIED 




Map Notes

[By [Kelly Read](#) on 08-04-2014 12:38]

INDEX:
 Asymmetry — see also [Distortion](#)
 Distortion (congenital)
 SNOMED: acquired not congenital

Brain stem contusion without open intracranial wound AND with prolonged loss of consciousness (more than 24 hours) AND return to pre-existing conscious level (disorder), 10061007

Map Entries
 1/1 S06.30 Focal brain injury without open intracranial wound
 TRUE

 POSSIBLE REQUIREMENT FOR AN EXTERNAL CAUSE CODE
 MAP SOURCE CONCEPT IS PROPERLY CLASSIFIED 

Map Notes

Viewing Mappings for a Concept

To view mappings for a project, click on a concept id anywhere in the application. For example, in the view above, search for 100191000119105 in the map records view and click on the concept id. This opens a view listing the current state of the map record for this concept in this project. It also has a widget to show prior history of this record, so a SPECIALIST or LEAD could see edits that had been made along the way leading up to the latest version of the record. VIEWERS would only see prior publication states if they were different.

SNOMEDCT Concept 100191000119105: Acquired asymmetry of prostate (finding)

Map Records SNOMED CT Browser Parents

SNOMED to ICD10

Owner: Kelly Read
 Status: READY_FOR_PUBLICATION

Map Entries
 1/1 N42.8 Other specified disorders of prostate
 TRUE

MAP SOURCE CONCEPT IS PROPERLY CLASSIFIED

Map Notes
 [By Kelly Read on 08-04-2014 12:38]
 INDEX:
Asymmetry — see also Distortion
Distortion (congenital)
 SNOMED: acquired not congenital

Historical Map Records

Advanced Search Relationship Types

These are the options to be used on the Map Records Advanced Search dialog for use in the Relationship Name field.

Access
 Access instrument
 After
 Approach
 Associated etiologic finding
 Associated finding
 Associated function
 Associated morphology
 Associated procedure
 Associated with
 Causative agent
 Characterizes
 Clinical course
 Communication with wound
 Component
 Course
 Direct device
 Direct morphology
 Direct site
 Direct substance
 Due to
 During
 Episodicity
 Extent
 Finding context
 Finding informer
 Finding method
 Finding site
 Has active ingredient
 Has basic dose form
 Has basis of strength substance
 Has definitional manifestation
 Has disposition
 Has dose form administration method
 Has dose form intended site
 Has dose form release characteristic
 Has dose form transformation
 Has focus
 Has intent
 Has interpretation
 Has manufactured dose form

Has measured component
Has presentation strength denominator unit
Has presentation strength denominator value
Has presentation strength numerator unit
Has presentation strength numerator value
Has specimen
Has state of matter
Indirect device
Indirect morphology
Inherent location
Inheres in
Instrumentation
Interprets
Is a
Laterality
Location
Measurement method
Measures
Method
Occurrence
Onset
Part of
Pathological process
Pathological process (qualifier value)
Precondition
Priority
Procedure context
Procedure device
Procedure morphology
Procedure site
Procedure site - Direct
Procedure site - Indirect
Process output
Property
Property type
Recipient category
Relative to part of
Revision status
Route of administration
Scale type
Severity
Specimen procedure
Specimen source identity
Specimen source morphology
Specimen source topography
Specimen substance
Stage
Subject of information
Subject relationship context
Surgical approach
Technique
Temporal context
Temporally follows
Temporally related to
Time aspect
Using
Using access device
Using device
Using energy
Using substance

References/Links

- n/a