



0

(//)

☆ Save (/action/addFavoritePublication?doi=10.1146/annurev-biodatasci-080917-013459) |

✉ Email **f** **t** **in** **g**

# A Census of Disease Ontologies

## Annual Review of Biomedical Data Science

Vol. 1:305-331 (Volume publication date July 2018)

First published as a Review in Advance on May 9, 2018

<https://doi.org/10.1146/annurev-biodatasci-080917-013459> (<https://doi.org/10.1146/annurev-biodatasci-080917-013459>)

**Melissa A. Haendel,<sup>1,2</sup> Julie A. McMurry,<sup>1</sup> Rose Relevo,<sup>1</sup> Christopher J. Mungall,<sup>3</sup> Peter N. Robinson,<sup>4</sup> and Christopher G. Chute<sup>5</sup>**


<sup>1</sup>Department of Medical Informatics and Clinical Epidemiology, Oregon Health and Science University, Portland, Oregon 97239, USA; email: [haendel@ohsu.edu](mailto:haendel@ohsu.edu) (<mailto:haendel@ohsu.edu>)


<sup>2</sup>Linus Pauling Institute, Oregon State University, Corvallis, Oregon 97331, USA


<sup>3</sup>Environmental Genomics and Systems Biology, Lawrence Berkeley National Laboratory, Berkeley, California 94720, USA

<sup>4</sup>The Jackson Laboratory, Farmington, Connecticut 06032, USA

<sup>5</sup>School of Medicine, School of Public Health, and School of Nursing, Johns Hopkins University, Baltimore, Maryland 21205, USA

 [Download PDF \(/doi/pdf/10.1146/annurev-biodatasci-080917-013459\)](/doi/pdf/10.1146/annurev-biodatasci-080917-013459)

 [Supplemental Material \(/doi/suppl/10.1146/annurev-biodatasci-080917-013459\)](/doi/suppl/10.1146/annurev-biodatasci-080917-013459)

 [Article Metrics \(/doi/citedby/10.1146/annurev-biodatasci-080917-013459\)](/doi/citedby/10.1146/annurev-biodatasci-080917-013459)

[Permissions \(http://www.copyright.com/openurl.do?issn=2574-3414&WT.mc.id=Annual Review of Biomedical Data Science\)](http://www.copyright.com/openurl.do?issn=2574-3414&WT.mc.id=Annual%20Review%20of%20Biomedical%20Data%20Science) |

[Reprints \(http://www.annualreviews.org/page/eprints\)](http://www.annualreviews.org/page/eprints) |

[Download Citation \(/action/showCitFormats?doi=10.1146%2Fannurev-biodatasci-080917-013459\)](/action/showCitFormats?doi=10.1146%2Fannurev-biodatasci-080917-013459) |

[Citation Alerts \(/action/addCitationAlert?doi=10.1146%2Fannurev-biodatasci-080917-013459&referrer=%2Fdoi%2Ffull%2F10.1146%2Fannurev-biodatasci-080917-013459\)](/action/addCitationAlert?doi=10.1146%2Fannurev-biodatasci-080917-013459&referrer=%2Fdoi%2Ffull%2F10.1146%2Fannurev-biodatasci-080917-013459) |

## Sections

### PRIVACY NOTICE:

ABSTRACT

KEYWORDS

INTRODUCTION

This site requires the use of cookies to function. It also uses cookies for the purposes of performance measurement. Please see our Privacy Policy (/privacy-policy#cookies).

Accept

Load Introduction (/action/addCitationAlert?doi=10.1146/annurev-biodatasci-080917-013459&referrer=%2Fdoi%2Ffull%2F10.1146/annurev-biodatasci-080917-013459)

## Abstract

---

For centuries, humans have sought to classify diseases based on phenotypic presentation and available treatments. Today, a wide landscape of strategies, resources, and tools exist to classify patients and diseases. Ontologies can provide a robust foundation of logic for precise stratification and classification along diverse axes such as etiology, development, treatment, and genetics. Disease and phenotype ontologies are used in four primary ways: (a) search, retrieval, and annotation of knowledge; (b) data integration and analysis; (c) clinical decision support; and (d) knowledge discovery. Computational inference can connect existing knowledge and generate new insights and hypotheses about drug targets, prognosis prediction, or diagnosis. In this review, we examine the rise of disease and phenotype ontologies and the diverse ways they are represented and applied in biomedicine.

## Keywords

---

disease (/keyword/Disease), ontology (/keyword/Ontology), phenotype (/keyword/Phenotype), precision medicine (/keyword/Precision+Medicine), disease taxonomy (/keyword/Disease+Taxonomy)

## INTRODUCTION

---

Ontologies are knowledge classifications and have arisen from the need for tools to represent, query, and analyze data and knowledge. Ontology as a discipline goes back at least as far as Aristotle (384–322 BC), who developed conceptual taxonomies that are in some ways similar to modern bio-ontologies ( 1 ). More recently, computer scientists adopted the word “ontology” to denote a computational representation describing specific domains of knowledge ( 2 ). The distinction and evolution of taxonomies versus ontologies are summarized in Reference 3 . Briefly, ontology complexity ranges from a simple controlled list of terms ( Figure 1a ) to a hierarchical taxonomy ( Figure 1b ), to asserted multiple-parentage hierarchies ( Figure 1c ), and to logically defined multiproperty graphs ( Figure 1d ). For most taxonomies, the relationship between levels of the hierarchy are rarely specified by logical formalisms but rather are typically broader-than or narrower-than assertions, which can be expressed using the Simple Knowledge Organization System (SKOS; <http://www.w3.org/TR/skos-reference> (<http://www.w3.org/TR/skos-reference>)). For our purposes, we use an inclusive definition of ontology—one that encompasses any taxonomy that utilizes description logic (DL), a computable subset of first-order predicate

logic, to assert logical relationships between terms. This working definition would exclude simple controlled lists and simple taxonomies ( **Figure 1a,b** ) but covers logically defined taxonomies and more complex graphs ( **Figures 1b-d** ).



**Figure 1**

Early classification systems of disease and mental illnesses were developed in the eighteenth century by Linnaeus, de Sauvages, Vogel, and Cullen ( **4** , **5** ). Carl Linnaeus developed the first modern medical classification that can be considered a true ontology of diseases (nosology). It divided diseases into 11 classes, 37 orders, and 325 species. Linnaeus' classification laid the foundation for what led to the first International Classification of Diseases (ICD; <http://www.who.int/classifications/icd> (http://www.who.int/classifications/icd)) in 1893 ( **6** ). Some current ontological definitions of “disease” include:

“Any abnormal condition of the body or mind that causes discomfort, dysfunction, or distress to the person affected or those in contact with the person. The term is often used broadly to include injuries, disabilities, syndromes, symptoms, deviant behaviors, and atypical variations of structure and function.” [National Cancer Institute Thesaurus (NCIt); **7** ]

“A definite pathologic process with a characteristic set of signs and symptoms. It may affect the whole body or any of its parts, and its etiology, pathology, and prognosis may be known or unknown.” [Medical Subject Headings (MeSH); **8** ]


As is clear from these definitions, a disease classification must utilize the relationship between a disease entity and individual phenotypic features (phenotypes, signs, symptoms, or endotypes) that commonly occur among those affected by the disease. An example of such discrete features, or so-called deep phenotyping ( **9** ), would be macular degeneration in the context of Gaucher disease (a disease entity). This example also highlights the fact that an individual phenotypic feature can be conceptualized as a disease (e.g., age-related macular degeneration) or as a feature of another disease, such as Gaucher disease. Note that clinical researchers often refer to a phenotype as a search/filter algorithm to define a study cohort or patient population, usually within the context of querying electronic health records (EHRs) ( **10** – **12** ).

A disease classification represented as an ontology must consistently utilize clinical presentations, specific findings, responses to treatment, biomarkers, and molecular characterizations as taxonomic features—either represented within the taxonomy itself (e.g., macular degeneration diseases) or as sets of annotations, as in the case of the Human Phenotype Ontology (HPO; <http://www.human-phenotype-ontology.org/> (http://www.human-phenotype-ontology.org/)), which provides associations between diseases and phenotypes ( **10** ). In other words, one can either build into a disease classification all of the indicated disease attributes or separate them as annotations with metadata, evidence, and provenance. The use of DLs, such as the Web Ontology

Language (OWL) ( 11 ), has enabled machines to reason over the ontology, which helps with detection of errors and automatic classification. DLs allow a curator to express more of the meaning in an ontology in a way that computers can understand. For example, without a DL, a machine may not know that when a curator creates two sibling classes (for example, acquired metabolic disease and inherited metabolic disorder as two subtypes of metabolic disease), the intention is for these to form mutually disjoint categories. A DL allows the curator to explicitly assert this, which may reveal some classes accidentally classified as both deeper in the ontology. Furthermore, a DL allows one to construct ontologies in a modular fashion, building up complex concepts from simpler ones. The concept of “metabolic disease” may be composed using DL constructs from the simpler concepts of “disease” and “metabolic process,” with the latter coming from the Gene Ontology (GO). Similarly for “disease of glucose metabolism.” This, in turn, allows for the automatic classification of large parts of the disease ontology, leveraging other ontologies. It has been shown in other ontologies that this approach can avoid many errors of omission ( 13 ). Use of DLs allows numerous axes of disease classification, such as etiology, developmental origin, causal environmental factors, viruses or other insults, molecular mechanisms and genetics, primary anatomical site of the phenotypic features, response to treatment, biomarkers, heredity, rarity, etc.

## ONTOLOGIES ON THE RISE

The use of ontologies for classifying disease has steadily increased, as evidenced by the increasing number of general and disease-specific ontologies (discussed below and listed in **Table 1** ), as well as citations and mentions of specific disease-related ontology resources ( **Figure 2** ). Moreover, the rate of increase in articles about ontologies is twice the rate of all articles published (see **Supplemental Table 1** (<http://www.annualreviews.org/doi/suppl/10.1146/annurev-biodatasci-080917-013459>)).



**Figure 2**

Year	2008	2009	2010	2011	2012	2013	2014	2015	2016	2017	2018
KID	400	500	600	700	800	900	1000	1100	1200	1300	1400
Others	100	120	140	160	180	200	220	240	260	280	300

**CLICK TO VIEW**

### Table 1

Disease ontology resources

One might ask, why are there so many different classifications of disease? The diversity of origins and primary uses for disease ontologies is reflected by the variety of structures, strengths, limitations, and uses of these classifications. Specific disease ontologies are often part of a larger ontology or semantic framework, and numerous ontologies exist for specific diseases or disease categories. A given disease entity may be a single entity in one classification but the primary subject of another. One reason for the diversity of classifications is the diversity of applications, and as such, many of these knowledge representations include much more than a single axis of disease classification. For example, sickle cell disease would be represented within SNOMED-CT (Systematized Nomenclature of Medicine–Clinical Terms; <http://www.snomed.org>) (http://www.snomed.org)), but the Sickle Cell Disease Ontology ( 14 ) is a separate ontology representing treatments used in the context of specific symptoms, as well as the genetic and environmental interactions that lead to phenotypic diversity in presentation. Ontologies such as the Sickle Cell Disease Ontology may include regional information as well, such as clinical assays and therapies that are relevant to resource-poor or rural care or local environmental variables such as diet.

In this section, we describe and review a few of the major disease classifications currently in use, and refer the reader to **Table 1** for descriptions of a wide range of ontologies and disease classifications. We aim to describe history, structural design features, and precoordinated versus postcoordinated terms—for example, the ability to combine entities or the inclusion of a full spectrum of possibilities (for example, skin cancer in every skin location).

### **International Classification of Diseases**

One of the most widely utilized disease classifications, ICD, is maintained by the World Health Organization (WHO), is used by over 100 countries, and has been translated into 43 languages. The Tenth Revision (ICD-10) is organized anatomically by organ system (an outcome of the mid-nineteenth-century debate over organization by anatomical versus constitutional or syndromic nature) ( 15 ) and was intended since its inception for the tabulation of statistics on mortality and, later, morbidity. In the late twentieth century, ICD was embraced for billing and reimbursement categories, which is popularly argued to have distorted its evolution and assignment in clinical practice. ICD can trace its roots to the *Natural and Political Observations Made Upon the Bills of Mortality* ( 16 ) in the early sixteenth century and largely retained its tabular, structural origins until the recent development of the Eleventh Revision (ICD-11).

Historical editions of the ICD are statistical classifications, not ontologies. Statistical classifications are mutually exclusive (to not double count things) and exhaustive (to have a place to put everything). The ICDs have achieved exclusiveness through a monohierarchy (single parentage) so that each rubric or code has one and only one parent. This precludes multiple counting but creates arbitrary associations. For example, gastric cancer (ICD-10:C16) is a child of malignant neoplasms but is not, nor can be, a child of digestive system diseases. Modern ontologies conventionally embrace acyclic graphs with multiple parenting, as explained in the desiderata for terminologies in Reference 17 . ICDs invoke residual categories, such as not elsewhere classified or other specified to address the exhaustive requirement for statistical classification; these too violate Cimino's desiderata ( 17 ). Some have argued that those desiderata were not intended to be applied to statistical classifications.

ICD-11 was formally introduced by WHO in November 2016 at the Revision Conference in Tokyo ( 18 ). This revision breaks away from the sixteenth-century tabular form to embrace a multitiered architecture, centered around an acyclic-graph semantic network called the foundation component. A monohierarchy is derived from that network to achieve the requirements of a statistical classification, which is called a linearization because it can be printed in a book from beginning to end. Residual categories are added only to a linearization to make it exhaustive. Presently, the Joint Linearization for Morbidity and Mortality Statistics is the primary derivative, and it looks and feels like traditional revisions of the ICD. However, the ICD-11 architecture can support an arbitrary number of linearizations, optimized for decision support, subspecialty care, quality improvement, or reimbursement.

The original architecture of ICD-11 envisioned an ontology component to semantically anchor the foundation component and, in turn, the linearizations. A memorandum of agreement was signed in 2010 with the SNOMED organization to partner in this process. Some researchers proposed to create a Common Ontology ( 19 ) to address the dissonance between a simple (SKOS-based) hierarchy (ICD) and a DL-based system (SNOMED); their idea was to invoke query logic [as in SQL (structured query language) set theory] rather than DL ( 20 ). A substantial prototype for the cardiovascular chapter was developed as a demonstration ( 21 ), but funding to complete this work for the entire foundation component was not available.

The goal of automated coding from EHRs to disease classifications such as ICD is partly realized in many commercial coding tools today. However, the new architecture implemented for ICD-11 supports a sophisticated information model around each rubric, comprising a profile of that disease or syndrome. Presently it is populated only with fully specified terms, synonyms, and limited human language definitions. Projects such as the Data Translator (OT3 OT-TR-16-001) from the National Center for Advancing Translational Sciences (NCATS) may catalyze the authoring of more complete disease information, including computable clinical criteria, that will enable API (application programming interface) access to disease concepts. While intended to support translational biomedical research and EHR data linkage, such tooling will also contribute to a computational ecosystem for fully automated classification of patients from underlying granular clinical data.

Various countries including the United States adapt the ICD for national use, namely the ICD-10 for Clinical Modification (ICD-10-CM) and corresponding adoptions for earlier ICD revisions. Implementing ICD-10-CM in the United States may offer marginal value for health care or biomedical data ( 22 ) and, in any event, was done nearly 25 years after the release of ICD-10 by WHO. ICD-11 will be formally released in July 2018, although its adoption in the United States may again be delayed in view of the expense and effort of ICD-10-CM.

### **Systematized Nomenclature of Medicine–Clinical Terms**

SNOMED-CT is a compositional system of clinical findings, symptoms, diagnoses, procedures, body structures, and organisms, as well as other etiologies, substances, pharmaceuticals, devices, and specimens. It can trace its origins to the three compositional axes of the Standard Nomenclature of Diseases and Operations (SNDO) in 1932 (topology, etiology, and surgical procedures; 23 ), which was published through 1961 ( 24 ). From this grew the Systematized Nomenclature of Pathology (SNOP) ( 25 ), which was a four-axis compositional system replacing the surgical procedures of SNDO with morphology (histopathology) and function. SNOP was so successful that the American



College of Pathologists attempted to embrace all of medicine with the first version of SNOMED in 1976 ( 26 ). That expanded the SNOP axes to restore procedure and add disease and occupation. However, the first three versions of SNOMED were effectively tabular enumerations of terms with codes, arrayed in a crudely segmented hierarchy, although the third version, SNOMED International in 1993 ( 27 ), was relatively large, totaling 132,574 concepts compared to the few hundred in SNDO.

Given the size and complexity of SNOMED International as a compositional system, users quickly recognized the reality and likelihood of redundant coding; for example, appendectomy could be compositionally expressed in 17 different ways ( 28 ). This led researchers to consider whether the emerging practicality of DL could be leveraged to provide a computable framework for terminologies, enabling them to be internally consistent and nonredundant ( 29 ). From this grew the preliminary work to create SNOMED for Reference Terminology (SNOMED-RT), based on proprietary DLs from IBM called K-Rep (Knowledge Representation) ( 30 ). K-Rep became the basis for what is today called the EL++ DL, for which there now exists an OWL2 profile (<https://www.w3.org/TR/owl2-profiles> (<https://www.w3.org/TR/owl2-profiles>)). EL++ is significantly more tractable for large-scale terminologies, as it is computable in polynomial time ( 31 ). However, EL++ is severely compromised in expressiveness relative to OWL2, of which it is a subset, lacking any abilities to represent class negation, cardinality restrictions, or disjoint properties, among others.

SNOMED-CT represents a union between SNOMED-RT and the UK National Health Service (NHS) Clinical Terms V3 ( 32 ); the latter is a large clinical terminology that is the successor to the NHS Read Codes ( 33 ). SNOMED-CT still uses the EL++ DL, although less than a quarter of its content is logically defined; the remainder is primitive. SNOMED-CT supports composition, although it now has a sophisticated clinical model of concepts that frame correct compositional syntax. Compositional expressions that are redundant with precoordinated terms can be computationally reduced to a canonical form ( 34 ), obviating historical concerns such as the 17 ways to express appendectomy.

More recently, SNOMED has embraced concept models for medical genetics ( 35 ) and harmonizing content for nursing models ( 36 ). It is exploring mechanisms to facilitate decision support in EHRs ( 37 ). Authors are also exploring evaluation techniques for larger terminologies ( 38 ) and the degree to which these are transferable to other ontologies such as Uberon ( 39 ). SNOMED has 30 member countries and is maintained in a variety of languages.

## **The Unified Medical Language System**

The Unified Medical Language System (UMLS) is a suite of data and knowledge resources for biomedical concepts and terms maintained by the National Library of Medicine since 1990. Its core component since its inception is the Metathesaurus; the 2017AB release ( 40 ) contains 3.64 million concepts, and 13.9 million unique terms from 201 source vocabularies. These statistics have all increased by more than an order of magnitude from the original release. The structure and detail of the Metathesaurus have also evolved, at various times being published as bar-delimited ASCII (American Standard Code for Information Interchange) text files, SQL data sets, ASN.1 (Abstract Syntax Notation One) notation, and, since 2004, the canonical RRF (Rich Release Format) ( 41 ), which expands the ASCII sources to preserve source file transparency.

True to its name, the Metathesaurus is a joining of terms from source vocabularies, such as MeSH and the ICDs, to generate a semantically harmonized union of terms and concepts. The UMLS distinguishes concepts, which have a unique meaning, from terms, which have similar words and order after lexical simplification. A concept may have many associated terms that are effectively synonyms ( 42 ). Many synonyms are human language translations, such as Spanish, where those human languages are explicitly tagged. One consequence of this semantic reduction is that the Metathesaurus can function as a mapping from source terminologies with shared concepts even if the exact terms significantly differ. Additionally, concepts are structured as a hierarchy, supporting near-meaning mappings from a highly specific term to a term parent in another source terminology. Despite frequent attempts by investigators and NLP practitioners to use the Metathesaurus as an ontology, this often proves impractical because the hierarchy can be cyclic. If the hierarchy ordering of a source terminology declares concept B to be a child of A, while another source declares A to be a child of B, both relationships will be deliberately instantiated in the UMLS to preserve source transparency; the RRF format disambiguates which source asserts which relations.

A second component of the UMLS, the Specialist Lexicon ( 43 ), is designed to support the lexical normalization of text for natural language processing (NLP). It comprises a suite of software tools, a knowledge resource of regular lexical forms (case, tense, number, etc.) for the English language, and a database of more than 30,000 terms with regular and irregular lexical forms. The Specialist Lexicon is used to generate lexically similar versions of text to define terms for the Metathesaurus.

The third major component of the UMLS is the Semantic Network ( 44 ). This is an upper ontology of biomedicine ( 45 ) that presently comprises 133 biomedical semantic types (such as disease or syndrome) in a hierarchy of 54 relationships. These numbers have changed little over the 27-year history of the UMLS, consistent with the stability of an upper ontology. Each concept in the Metathesaurus is assigned a semantic type, which can serve to disambiguate homonyms such as “cold” disease (disease or syndrome) and “cold” temperature (natural phenomenon or process).

The UMLS has been used widely in scholarly analyses of terminologies and ontologies. It has also been used to enhance or develop applications, such as EHRs, classification tools, dictionaries, language translators, and text mining ( 46 , 47 ).

### **National Cancer Institute Thesaurus**

NCIt (<https://ncit.nci.nih.gov> (<https://ncit.nci.nih.gov>); 48 ) is produced by the National Cancer Institute (NCI) and was derived originally from the NCI Metathesaurus in 2001. Within the NCI, a variety of independent coding systems had arisen, and NCIt was designed to assist uniform data and activity annotation of cancer research across NCI's programs. The NCIt today is a widely utilized standard for coding, knowledge reference, and public reporting. For example, NCIt is a key feature within the international Clinical Data Interchange Standards Consortium terminology, is used by the US Food and Drug Administration (FDA) for drug approval applications, and is included within the Federal Medication Terminologies and the Japanese National Council for Prescription Drug Programs for medication coding. A large part of this ontology incorporates standardized drug information, which is used to facilitate clinical trial research and registration such as to code ClinicalTrials.gov. NCIt is also used to code studies within the Cancer Genomic Data Commons ( 49 ), other cancer-based public databases, and new initiatives such as KidsFirst



(<https://commonfund.nih.gov/kidsfirst> (<https://commonfund.nih.gov/kidsfirst>)) and the Variant Interpretation for Cancer Consortium of the Global Alliance for Genomics and Health (<http://cancervariants.org/> (<http://cancervariants.org/>)).

The NCIIt covers a wide variety of concepts in clinical care, translational and basic research, and public information and administrative activity, with over 100,000 textual definitions and over 400,000 relationships between terms. NCIIt represents over 10,000 cancers and related diseases and 8,000 single agents and combination therapies related to the diseases. NCIIt is a comprehensive taxonomy of neoplasm types, including a range of very broad terms such as carcinoma (NCIT:C2916) and highly specific subtypes such as Thyroid Gland Mucosa-Associated Lymphoid Tissue Lymphoma (NCIT:C7601). Subsets of the NCIIt facilitate tasks in a variety of contexts, such as the neoplasm subset that forms a core reference set of approximately 1,400 cancer classification terms ( 50 ). The NCIIt Browser ( 51 ) enables user navigation of concepts and displays the text definitions, logical relationships, synonyms, coding subsets, and mappings (see below).

The NCIIt is a rich DL-based ontology and was released in OWL2 in 2017. The NCIIt has a fairly large number of subontologies, such as Anatomic Structure, System, or Substance; Biochemical Pathway; Abnormal Cell; Disease, Disorder or Finding (where the neoplasm branch mentioned above is included); Diagnostic or Prognostic Factor; Chemotherapy Regimen or Agent Combination; Molecular Abnormality; Organism (for nonhuman reference); and others. The ontology contains a rich set of transitive role properties between concept pairs, as well as nontransitive association properties. For example, the logical definitions of Thyroid Gland Mucosa-Associated Lymphoid Tissue Lymphoma (NCIT:C7601) include related findings, anatomic sites, genetic abnormalities, associated diseases, and cellular origins, among many others:

Disease\_Has\_Finding: Primary Lesion

Disease\_Has\_Associated\_Anatomic\_Site: Thyroid Gland

Disease\_Has\_Normal\_Cell\_Origin: Marginal Zone B-Lymphocyte

Disease\_May\_Have\_Associated\_Disease: Hashimoto Thyroiditis

Disease\_May\_Have\_Cytogenetic\_Abnormality: t(3;14)(p14.1;q32)

The rich knowledge structure contained within the NCIIt makes it amenable to modern quality assurance and development processes that leverage OWL semantics ( 52 , 53 ). The NCIIt has also been used to evaluate the quality of the annotations on the Common Data Element value sets in cancer research ( 54 ). The NCIIt has been used in an increasing number of applications that leverage the rich semantics to predict activities of cancer patients ( 55 ), facilitate precision medicine ( 49 ), support diagnosis ( 56 ), and crowdsource cancer variants ( 57 ).

NCIIt was recently released as an Open Biomedical Ontologies (OBO) ontology ( 58 ) to support translational and interoperable use across basic and clinical research ( 59 ). This release is a direct transformation of the NCIIt using OBO-style term Internationalized Resource Identifiers and annotation properties, with direct references to terms from other domain-specific OBO Library

ontologies [e.g., Cell Type Ontology ( 60 ) and the Uberon Anatomy Ontology ( 61 )]. The release also contains NCIt, ICD for Oncology, and Oncotree mappings and subsets that also include OBO Uniform Resource Identifiers in their logical axioms.

## Human Phenotype Ontology

HPO ( 10 ) provides terms that allow deep phenotype descriptions of patient and disease characteristics. The set of HPO terms, or phenotypic profile, is the basis of comparison for identifying candidate diseases and variant prioritizations. Numerous clinical labs and diagnostic tools use HPO and the HPO-provided disease–phenotype associations for this purpose. The HPO was initially published in 2008 with the goal of integrating phenotypic data for translational research and diagnostics. It has since become a standard used by projects such as the NIH (National Institutes of Health) Undiagnosed Diseases Program and Network, the 100,000 Genomes Project, DECIPHER (Database of Genomic Variation and Phenotype in Humans using Ensembl Resources), Deciphering Developmental Disorders, and the European Reference Networks, and it has been translated into such languages as Japanese, Chinese, French, and Spanish ( 10 ). Following experiences in the 100,000 Genomes Project, the NHS is now using HPO for patients with rare diseases ( 62 ).

The HPO has four subontologies, Phenotypic abnormality, Clinical modifier, Mode of inheritance, and Mortality/Aging, with 12,299 terms and 15,976 subclass relations between the terms. Each term has a text definition and, in many cases, synonyms and comments (see **Table 2** ). Additionally, 5,717 of the terms have DL-based class definitions that provide computable definitions of HPO terms based on concepts from ontologies for anatomy, biochemistry, pathology, cell types, proteins, and biological functions. Each term in the Phenotypic abnormality subontology describes a specific phenotypic abnormality (sign, symptom, laboratory or imaging finding, behavioral abnormality, etc.). Thus, the terms of the HPO describe the individual components of diseases rather than the diseases themselves. The links to diseases are provided in the form of annotations, i.e., computational assertions that a certain disease is associated with a set of HPO terms. Each annotation is supplemented with metadata reflecting the provenance of the assertion and, in many cases, with attributes such as the typical age of onset or the overall frequency of a given feature in all patients with some disease [e.g., about 20–50% of patients with Noonan syndrome have Pulmonary valve stenosis (HP:0001642)]. The HPO project currently provides a total of 131,827 annotations to 6,996 diseases with identifiers from OMIM (Online Mendelian Inheritance in Man) ( 63 ), 2,664 from Orphanet ( 64 ), and 47 chromosomal disorders from DECIPHER ( 65 ). Although the initial focus of the HPO was Mendelian disease, it is being extended to common disease. A pilot using concept recognition in PubMed abstracts was used to derive 132,620 HPO annotations for 3,145 common diseases ( 66 ).



[CLICK TO VIEW](#)

**Table 2**

The most important components of the HPO (Human Phenotype Ontology) term atrial septal defect

## **DISEASE AND PHENOTYPE ONTOLOGIES IN ACTION**

---

### **Using Disease Ontologies for Search and Retrieval**

Perhaps the simplest kind of computer-based search is a search for a text string in a document, where a string is simply a sequence of characters such as “Fanconi anemia.” This type of search does not always work well for medical purposes because almost all concepts in medicine have multiple synonyms. A search in MEDLINE (Medical Literature Analysis and Retrieval System Online) using only text strings retrieves different numbers of results for “Fanconi anemia” and “Fanconi's anemia” or for the gene symbol “RAD51C” and an alternate symbol “BROVCA3” for the same gene. Most ontologies define synonyms for the concepts in the ontology. An ontology-aware search like the PubMed interface to MEDLINE will return identical results for any of the synonyms of a given concept. In general, ontologies present the concepts within the ontology as a hierarchy of related terms, whereby more specific terms are presented as children of general terms; for instance, “Fanconi anemia, complementation group B” is a specific form of “Fanconi anemia” and would be represented as a child of the latter term in a disease ontology. This relationship allows ontology-driven searches to return not only matches to a given concept (say, all abstracts in PubMed that are annotated with “Fanconi anemia”) but also to all of the more specific, descendant concepts (e.g., “Fanconi anemia, complementation group B” and the other forms of Fanconi anemia). Historically, this has been the most important use for vocabularies designed for identifying the scientific literature (i.e., MeSH). Information retrieval within and across a large number of resources such as research registries and EHRs can also benefit from integration with common ontologies to annotate and index each resource ( 67 – 69 ).

### **Cohort Identification**

Now ubiquitous in health care settings, EHRs capture various aspects of the clinical care encounter. EHR data are increasingly used for translational research and to develop learning health care systems that aim to improve patient care based on existing system-wide data ( 70 ). However, substantial effort is required to extract, encode, and preprocess phenotypic information from EHRs prior to statistical analysis and integration with other data sources (genomic, metabolomic, etc.). Further, routine clinical care data do not necessarily constitute a perfect rendering of the biological observables of the patient, as clinicians seek to best describe the patient for the purposes of obtaining labs or insurance to provide the best care for their patients. As in the case of the eMERGE consortium, phenotyping algorithms are sets of rules and filters that exploit information in billing and diagnosis codes, clinical notes, and other unstructured data, laboratory measurements, and procedure and medication data ( 71 ) and can help better identify cases and controls for specific medical conditions ( 72 ). The Accrual to Clinical Trials ontology aims to streamline cohort definitions by harmonizing labs across clinical sites within the context of i2b2 (Informatics for Integrating Biology and the Bedside) ( 73 , 74 ). Disease and phenotype ontologies are increasingly used as a critical component of text mining and phenotyping algorithms, which use recognition of synonyms and subsumption of more specific terms under general ancestor terms to improve the recognition of medical concepts in text. This is covered extensively in this volume by Shah and coauthors ( 75 ).

### **Using Ontologies for Patient Diagnostics, Care, and Decision Support**

An extremely diverse spectrum of ontology-based efforts aims to support improved patient diagnosis, care management, and decision support. For example, Zhang et al. ( 76 ) implemented an ontology-based monitoring system that integrates patient data, medical knowledge, and patient assessment criteria for continuous management of chronic disease. Another example is the integration of alert information with EHR data, piloted with atrial fibrillation alerts ( 77 ), to classify alerts so that the most important ones are better highlighted. Ontology-based classification can also help triage patients in the emergency room ( 78 ), diagnose and monitor progress of Parkinson patients ( 79 ), and enable caregivers and clinicians to provide adaptive care to dementia patients by monitoring their cognitive and behavioral status (<http://www.demcare.eu/> (<http://www.demcare.eu/>)). Ontologies are increasingly used within clinical decision support systems, especially in the context of telemedicine or to support improved evidence-based decision making. Some interesting examples are consultation systems to support medical care onboard seagoing vessels ( 80 ) and ultrasound diagnosis in obstetrics and gynecology ( 81 ). Ongoing work on the ontologies aims to integrate multiple clinical practice guidelines to provide improved clinical decision support ( 82 ) and electronic clinical quality measures using the UMLS and the SNOMED-CT core problem list ( 83 ).

Some biomedical ontologies can have greatly expanded utility when applied in innovative ways. For example, the logical structure of the HPO provides a powerful foundation for computational phenotype analysis ( 84 – 87 ) and has been especially useful for the development of rare disease diagnostic tools, such as Exomiser ( 88 – 90 ), Phevor ( 91 ), Face2Gene (<http://face2gene.com/> (<http://face2gene.com/>)), and numerous others. In these contexts, sets of HPO terms used to describe a patient provide the basis of comparison against known diseases ( 90 , 92 ) and other patients. The Global Alliance for Genomics and Health Matchmaker Exchange (<http://www.matchmakerexchange.org> (<http://www.matchmakerexchange.org>)) utilizes HPO for *N*-of-1 (single-patient) global patient discovery ( 93 ), and new applications are being developed to support patient-led matchmaking using the HPO (<http://www.phenotypr.com> (<http://www.phenotypr.com>)).

### **Use of Disease Ontologies in Information Exchange Standards**

While ontologies provide a standard for describing data, they are not themselves a standard for computational exchange of data. A standard for exchanging data encoded with ontology terms is also needed; for instance, should we send a list of ontology terms in JSON (JavaScript Object Notation), XML (Extensible Markup Language), or some other format? What other metadata (such as the provenance of the data) or associations (such as with a genotype) are required, and what data structures can be used for data transmission? Exchange standards for phenotypic and genomic data for translational research and genomic medicine are still emergent, and no single standard has been widely accepted at the time of publication. However, several standards have obtained wide community participation and are under active development. Clinical data exchange between organizations is now routine, although proprietary systems (e.g., Epic) or the network of Health Information Exchanges leveraging the Consolidated Clinical Document Architecture ( 94 ), which in turn references standard ontologies and terminologies, should be bound to exchange documents in XML. The Fast Healthcare Interoperability Resources (<https://hl7.org/fhir/> (<https://hl7.org/fhir/>)) is a next-generation RESTful (Representational State Transfer) standard for exchanging health care information electronically that provides an abstraction layer on top of EHR information systems and is currently being extended for genomic data ( 95 ).

Observational Health Data Sciences and Informatics is an international collaboration that has developed a common data model allowing EHR data from multiple centers to be integrated and analyzed with standardized tools and ontologies ( 96 ). The Global Alliance for Genomics and Health is striving to develop standards, policies, and ethical frameworks for responsible genomic data sharing ( 97 ). For example, Phenopackets (<http://www.phenopackets.org>) (<http://www.phenopackets.org>) is an extensible exchange format for exchange of data relating to patients, diseases, and phenotypic abnormalities together with metainformation such as age of onset. Increasingly, the community is converging on a suite of interoperable ontologies that define or cross-reference their terms by means of a compatible set of reference ontologies. For example, this can enable RDF (Resource Description Framework)-linked data approaches to integrate data from source ontologies for querying and analytics, such as in Reference 98 and the University of Pennsylvania's new project Transforming and Unifying Research with Biomedical Ontologies (<http://upibi.org/turbo/>) (<http://upibi.org/turbo/>).

## **DISEASE ONTOLOGY CHALLENGES AND OPPORTUNITIES**

---

### **Precision of Disease Concepts**

One of the biggest issues with many disease-related ontology resources is that using them effectively for data annotation requires clearly defined terms. However, many ontologies leave disease entities and groupings undefined; this is the case for just under half of terms in the Human Disease Ontology (DO), for just over half of terms in Orphanet's Rare Disease Ontology (ORDO), and for three-quarters of neoplasm terms in NCI. Moreover, when definitions are provided, they often lack the precision necessary for curation or do not align with the taxonomic classification. In many cases the label/disease name acts as proxy for the definition, but this is unreliable as the label may be ambiguous alone. Using a formal language such as OWL allows for specification of definitions in a logical language, providing benefits for humans and machines, but it is not always possible to provide these. This is often easier with diseases such as cancer (10,000 of 15,000 neoplasm terms in NCI have OWL definitions), whereas with syndromic conditions, the definition is frequently more nuanced or statistical in nature. For example, compare definitions for pancreatic cancer from different sources:

“A carcinoma arising from the exocrine pancreas. The overwhelming majority of pancreatic carcinomas are adenocarcinomas.” (NCIt)

“Pancreatic cancer shows among the highest mortality rates of any cancer, with a 5-year relative survival rate of less than 5%. By the time of initial diagnosis, metastatic disease is commonly present. Established risk factors include a family history of pancreatic cancer, a medical history of diabetes type 2, and cigarette smoking.” (OMIM)

Similarly, compare definitions for Ehlers–Danlos syndrome (EDS):

“An inherited connective tissue disorder characterized by loose and fragile skin and joint hypermobility.” (NCIt)

“Group of inherited disorders of the connective tissue; major manifestations include hyperextensible skin and joints, easy bruisability, friability of tissues with bleeding and poor wound healing, calcified subcutaneous spheroids, and pseudotumors.” (UMLS)

For pancreatic cancer, the NCIt definition is based on etiology, while the OMIM definition is about disease attributes and prognostic indicators. For EDS, both definitions describe phenotypic features of the diseases, but to varying degrees.

Defining ontological concepts is a socio-technical challenge that requires community coordination and adoption. Defining disease entities is nontrivial and different resources have different criteria for doing so. For example, OMIM requires that there be two published cases and one of the following: “first mutation to be discovered, high population frequency, distinctive phenotype, historic significance, unusual mechanism of mutation, unusual pathogenetic mechanism or distinctive inheritance” ( 63 , p. D794). ClinGen (Clinical Genome Resource; <http://www.clinicalgenome.org>) ( 99 ) has a lumping and splitting working group, which has defined rigorous criteria for the creation of disease entities (different molecular mechanisms, phenotypic variability, segregation, and clinical management), essentially using genotypic, phenotypic, and care attributes to define independent disease entities. However, even with robust processes for disease definitions, there is a fundamental gradient between disease and health. Further, disease has been ontologically described as a process, event, state, disposition (e.g., a propensity), and a pathological anatomical structure. Schulz et al. ( 100 ) approached this by enabling these three conceptual views of disease to be conflated (as demonstrated in the context of SNOMED-CT, where there is significant confusion between pathological structures, dispositions, and processes) and to be distinguished only when useful, such as in certain diseases. All of these efforts speak to the fundamental problem that disease definitions must sit at the intersection of robust descriptive patient attributes and ease of use, both by clinicians and by ontologists and other curation communities.

## Ontology Mapping

While there is now a plethora of ontologies to choose from, each having specific advantages or domain coverage, this also leaves the community with the specific problem of not knowing which ontology to use for a given use case. Most disease classifications are not designed to be combined for cross-disease or cross-domain computational use. However, the cross-domain scope is important for both diagnosis and care: Across history, all kinds of disease subtypes have been reassigned to another domain when the underlying cause was uncovered. Many disease ontologies or databases contain overlapping content, with the same or similar disease entities and disease groupings present in each resource, with distinct identifiers. To combine these resources, researchers use mappings (also known as cross-references) to link identifiers from one resource to another. For example, Ehlers-Danlos syndrome in the Orphanet ORDO ontology is cross-referenced to Ehlers-Danlos syndrome in ICD-10 (Q79.6).

A new disease ontology, Monarch Disease Ontology (MonDO), recently was assembled to address the need for a single cohesive ontology that combines the respective strengths of existing partially overlapping ontologies. The original version of MonDO was created using algorithmic means ( 101 ) but has recently transitioned to a fully curated ontology with ongoing algorithmic support. MonDO covers multiple disease types, including rare, common, cancerous, and infectious disease, and is openly available as an axiomatized OWL ontology. It is updated regularly to ensure inclusion

of new disease entities coming from numerous sources. It is utilized by resources such as ClinGen and the Monarch Initiative ( 102 ), which have a need to create computable definitions of disease for diagnostic purposes.

**Table 3** highlights the diversity and precision of synonyms and mappings available from each ontology source for pancreatic cancer and EDS. For each of these example diseases, we systematically compared 11 ontologies: DO, ICD-10, ICD-11, MedDRA (Medical Dictionary for Regulatory Activities), MeSH, MonDO, NCI, OMIM, Orphanet, SNOMED, and UMLS. Despite the similarities between records of the same disease concept, the differences pose challenges to automatic integration: Labels, definitions, synonyms, classification, and cross-references all partially overlap (for the same concept).



**CLICK TO VIEW**

### **Table 3**

Assessment of synonyms, hierarchies, and mappings across ontology sources for Ehlers–Danlos syndrome and pancreatic cancer<sup>a</sup>

For example, the EDS records in the respective 11 ontologies together comprise 4 distinct labels, 7 distinct textual definitions, 61 distinct synonyms, and distinct external records over 14 other ontologies. EDS record differences range from minor (labels, hyphens, and casing) to major (conceptual differences in definition and hierarchy); MonDO aims to address these differences in a unified record (MONDO:0020066). Across the ontologies, we found significant conceptual differences in EDS classification, both in terms of subtypes of EDS and in terms of which parent terms EDS is classified under.

We repeated this comparison for pancreatic cancer records in the 11 ontologies. Taken together, the pancreatic cancer records comprise 4 distinct labels, 5 distinct definitions, and 59 distinct synonyms, and reference distinct external records distributed over 16 other ontologies. Differences range from minor (labels and casing) to major (conceptual differences in definition and hierarchy); MonDO aims to address these in a unified record (MONDO:0009831). **Table 3** does not capture the nuanced semantic drift between concepts. For example, NCI and MonDO have distinct unique concepts for a neoplasm (which is not necessarily malignant/cancer) and for familial and somatic forms, whereas in other resources they may be conflated.

MonDO captures the valid union of all external references (Xrefs) but also provides a curated assessment for where the two diseases are truly logically equivalent and guaranteed to be one-to-one. Moreover, unlike other disease terminologies, MonDO (*a*) describes the provenance of these relationships and (*b*) makes explicit the nature of the relationships to other ontology terms. Although flat lists of undifferentiated Xrefs and synonyms are indeed helpful for manual browsing, machines need to know which of these are broader, narrower, exact, related to, derived from, etc.



While a record may have many Xrefs listed, the designation equivalent to in MonDO means that, both algorithmically and by manual quality control, the relationship is logically consistent. While extensive synonyms can appear useful, in many cases these may mislead, as the synonyms are proxies for either descendant or parent terms; in other cases, hierarchies are implied but are difficult to use deterministically. The specificity and rigor provided by MonDO allows the user to make informed decisions about what sources of data (annotated to these various ontologies) might be appropriate to combine and which combinations would result in conclusions that are spurious at best or incorrect diagnoses at worst.

Mappings are created using a variety of different approaches, ranging from completely manual to semiautomated and completely automated. In general, expert-provided mappings are expected to contain fewer errors, but they are hard to keep current and may commonly have omissions, especially as referenced vocabularies evolve. Automated approaches typically leverage lexical similarity or graph-based matching. An example of a mapping tool is UMLS metamap (<https://metamap.nlm.nih.gov/>) (the same techniques often underpin named-entity recognition approaches; see below). Sometimes mappings are created by the same creators of the ontology and distributed alongside it (for example, in the commonly used OBO format, these appear as Xrefs). In other cases, mappings may be created by third parties. Examples of an automated approach by a third party are the mappings that can be explored in the BioPortal mappings system (<http://bioportal.bioontology.org/mappings>), but these still require review by experts and computational quality assurance ( 103 ). Another example of a system that can be used to explore mappings is the OxO web-based tool, a companion to the Ontology Lookup Service (<https://www.ebi.ac.uk/spot/oxo/>). The precise semantics of mappings vary according to who produces them—even within an ontology. Sometimes the intent is to provide one-to-one mappings between identical disease concepts, but in practice, mappings rarely have this desirable property, and imprecision and semantic drift mean that mappings cannot reliably be treated as equivalence relations. In some cases, mappings are annotated with a semantic relationship: For example, ORDO annotates mappings to OMIM as being either exact, broad-to-narrow, or narrow-to-broad.

## **Disease Stratification and Discovery**

Ever increasing amounts of genomic, imaging, EHR, and other data are becoming available for disease research and health care, but existing computational infrastructure is not well prepared to fully exploit the potential of this deluge. Recent advances in genomic research have led to discoveries of disease subtypes with therapeutic implications, but this knowledge is currently difficult to integrate into hospital information technology and even academic research databases. An example of a disease that could benefit from tighter integration is systemic lupus erythematosus (SLE), an autoimmune condition with severe and varied manifestations. The FDA has approved only one drug for SLE treatment in the past 50 years, and several recent phase III trials of novel therapeutics proved unsuccessful, perhaps because of an underlying molecular heterogeneity of this disease. Precision medicine aims to identify disease subgroups that have well-defined pathogenetic abnormalities and thus are likely to have a relatively homogeneous response to targeted treatments. In principle, this will allow clinical trials to be conducted on specific subgroups, thereby maximizing the response and minimizing adverse effects. A recent study on blood transcriptome profiling of 158 pediatric lupus patients identified seven molecular subgroups and suggested stratified treatment approaches for individual subgroups ( 104 ). One of the challenges to making the maximum use of these findings is the fact that there is currently no

terminology or ontology that can be used to identify patient samples and results in studies conducted at different centers, and there is no way of identifying patients assigned to these subgroups in clinical terminologies such as SNOMED-CT. SLE is a great example of where it would be useful to have computational definitions of subgroups linked to disease and phenotype ontologies in a way that would support translational bioinformatics and research.

What researchers need are machine-readable disease definitions that would support and accelerate the entire endeavor of precision medicine. The most prominent proposal was made in 2011 by the Committee on a Framework for Developing a New Taxonomy of Disease ( 105 ). The committee suggested an information commons in which data on large numbers of patients would be derived from normal clinical care (e.g., EHRs or patient-derived data) and a knowledge network that would integrate the clinical data with other data and knowledge about fundamental biological processes. Precision medicine is about finding well-defined stratifications (subgroups of patients and the treatments that work best for them); the most useful classifications of disease are those that make these stratifications possible. Current taxonomies serve many other needs such as hospital administration and billing and are not necessarily the optimum foundation for the disease taxonomy of the future. Instead, the committee suggested that an ideal taxonomy for precision medicine would be based on clinical, environmental, genetic, genomic, and epigenomic data and knowledge. While this vision has not yet been fully realized, programs such as the NCATS Data Translator initiative are exploring strategies for developing such a taxonomy.

While current disease ontologies are far from perfect, they already enable sophisticated analysis of medical data in many ways. One of the classic uses of GO was to determine the characteristic GO terms (i.e., the terms that show statistically significant overrepresentation) in a set of overexpressed genes in a high-throughput experiment using microarrays or RNA sequencing (for recent examples, see References 106 – 108 ). These methods have been extended to integrate GO, HPO, or DO annotations to identify terms enriched with disease-relevant data ( 109 , 110 ). Further, HPO disease–phenotype annotations can be used to integrate phenotypic analysis into larger genomic investigations of disease. For instance, phenotypic analysis was used to classify the pathomechanism of chromosomal deletions as either enhancer adoption or gene dosage based on an analysis of tissue-specific enhancers and genes adjacent to the deletions as compared to the phenotypic features of the patients ( 111 ). GREAT (Genomic Regions Enrichment of Annotations Tool) performs functional interpretation of regulatory regions by enrichment analysis with various ontology terms ( 112 ). GIANT (Genome-Scale Integrated Analysis of Gene Networks in Tissues) investigates genome-wide functional interaction networks for human tissues and cell types and allows visualization of interacting genes weighted according to functional similarity ( 113 ). Several other recent works show how gene–disease associations can be used for predicting therapeutic targets ( 114 ) or can be analyzed or predicted using ontological analysis ( 115 , 116 ).

## **CONCLUSIONS**

---

There are numerous disease ontologies with varying degrees of logical complexity and focus of disease areas. Some disease ontologies contain phenotypic and other disease attributes, whereas others create separate annotations to support their use. Many disease and phenotype ontologies are in wide use across a variety of biomedical applications, and their use is increasing as better methods of patient stratification, care management, diagnostics, and data integration are required with new medical advances. However, defining disease for robust computational use has been

nontrivial, and new ontological and statistical methods are needed. Reconciling existing resources' definitions of disease in the context of data integration or multiplatform analyses has been difficult, but methods are emerging that can reduce redundancy and best leverage the advantages of each ontology. Determining when to retire a disease ontology standard—or even when or how to evolve one—is nontrivial and dependent on social, technical, and financial factors. Disease and phenotype ontologies are key resources in biomedical data science for data classification and inference of new knowledge.

## **DISCLOSURE STATEMENT**

---

C.G.C. led the Revision Steering Group for ICD-11 at the WHO from 2007 to 2017.

## **ACKNOWLEDGMENTS**


---

Special thanks to Lilly Winfree for assisting with editorial management, to Nicole Vasilevsky for curation, and to Tim Putman for publication identifier mapping scripts.

---

**Figures**   **Tables**

---



<< Previous Article (<http://www.annualreviews.org/doi/abs/10.1146/annurev-biodatasci-080917-013424>)

(<https://www.knowablemagazine.org/article/health-disease/2018/five-mysteries-about-breast-milk>)

(<https://www.knowablemagazine.org/article/society/2018/fighting-urban-violence-one-empty-lot-time>)

(<https://www.knowablemagazine.org/article/technology/2018/humans-beat-robots-hands-down>)

(<https://www.knowablemagazine.org/article/health-disease/2018/top-10-secrets-about-stress-and-health>)

---

**Literature Cited**


**Related Articles**

(<https://www.knowablemagazine.org/article/society/2018/finding-fat-us-farm-bill-and-health>)

1. Robinson PN, Bauer S. **2011**. *Introduction to Bio-Ontologies*. Boca Raton, FL: CRC

Google Scholar ([http://scholar.google.com/scholar\\_lookup?hl=en&publication\\_year=2011&author=PN+Robinson&author=St+Bauer&title=Introduction+to+Ontologies](http://scholar.google.com/scholar_lookup?hl=en&publication_year=2011&author=PN+Robinson&author=St+Bauer&title=Introduction+to+Ontologies)) | <https://www.knowablemagazine.org/article/living-world/2018/searching-chocolates-roots-and-enemies-colombias-wilderness>  
From KNOWABLE MAGAZINE  
The growth of US farming and the Farm Bill  
Article Location (<https://www.knowablemagazine.org/article/living-world/2018/mind-anthill>)

2. Gruber TR. **1993**. A translation approach to portable ontology specifications. *Knowl. Acquis.* 5(2): 199–220  
(<https://www.knowablemagazine.org/article/health-disease/2018/humanizing-immunology>)

 Crossref (</servlet/linkout?suffix=B2&dbid=16&doi=10.1146%2Fannurev-biodatasci-080917-013459&key=10.1006%2Fknac.1993.1008>) | Google Scholar  
([http://scholar.google.com/scholar\\_lookup?hl=en&publication\\_year=1993&pages=199-220&issue=2&author=TR+Gruber&title=A+translation+approach+to+portable+ontology+spec](http://scholar.google.com/scholar_lookup?hl=en&publication_year=1993&pages=199-220&issue=2&author=TR+Gruber&title=A+translation+approach+to+portable+ontology+spec))  
Article Location



More AR articles citing this reference


3. Cornet R, Chute CG. **2016**. Health concept and knowledge management: twenty-five years of evolution. *Yearb. Med. Inform.* 2016: S32–41

Google Scholar ([http://scholar.google.com/scholar\\_lookup?hl=en&publication\\_year=2016&pages=S32-41&author=R+Cornet&author=CG+Chute&title=Health+concept+and+knowledge+manageme+five+years+of+evolution&](http://scholar.google.com/scholar_lookup?hl=en&publication_year=2016&pages=S32-41&author=R+Cornet&author=CG+Chute&title=Health+concept+and+knowledge+manageme+five+years+of+evolution&)) |

Article Location

4. Munsche H, Whitaker HA. **2012**. Eighteenth century classification of mental illness: Linnaeus, de Sauvages, Vogel, and Cullen. *Cogn. Behav. Neurol.* 25(4): 224–39



 Crossref (</servlet/linkout?suffix=B4&dbid=16&doi=10.1146%2Fannurev-biodatasci-080917-013459&key=10.1097%2FWNN.0b013e31827de594>) |  Medline (</servlet/linkout?suffix=B4&dbid=8&doi=10.1146%2Fannurev-biodatasci-080917-013459&key=23277141>) |

 *Web of Science*<sup>®</sup> (</servlet/linkout?suffix=B4&dbid=128&doi=10.1146%2Fannurev-biodatasci-080917-013459&key=000312944200008>) | Google Scholar  
([http://scholar.google.com/scholar\\_lookup?hl=en&publication\\_year=2012&pages=224-39&issue=4&author=H+Munsche&author=HA+Whitaker&title=Eighteenth+century+classificati](http://scholar.google.com/scholar_lookup?hl=en&publication_year=2012&pages=224-39&issue=4&author=H+Munsche&author=HA+Whitaker&title=Eighteenth+century+classificati))

Article Location

5. Starkstein SE, Berrios GE. **2015**. The “preliminary discourse” to *Methodical Nosology*, by François Boissier de Sauvages (1772). *Hist. Psychiatry* 26(4): 477–91

 Crossref (</servlet/linkout?suffix=B5&dbid=16&doi=10.1146%2Fannurev-biodatasci->

080917-013459&key=10.1177%2F0957154X15602361) |  Medline (/servlet/linkout?suffix=B5&dbid=8&doi=10.1146%2Fannurev-biodatasci-080917-013459&key=26574063) |  *Web of Science*<sup>®</sup> (/servlet/linkout?suffix=B5&dbid=128&doi=10.1146%2Fannurev-biodatasci-080917-013459&key=000365136400008) | Google Scholar (http://scholar.google.com/scholar\_lookup?hl=en&publication\_year=2015&pages=477-91&issue=4&author=SE+Starkstein&author=GE+Berrios&title=The+%E2%80%9Cpreliminary+ Article Location

6. Knibbs GH. **1929**. The International Classification of Disease and Causes of Death and its revision. *Med. J. Aust.* 1: 2–12

Google Scholar (http://scholar.google.com/scholar\_lookup?hl=en&publication\_year=1929&pages=2-12&author=GH+Knibbs&title=The+International+Classification+of+Disease+and+Causes+of+ Article Location


7. NCI (Natl. Cancer Inst.). *Class: disease or disorder*. Term Defin., National Cancer Institute Thesaurus (NCIt) OBO Edition. **http://purl.obolibrary.org/obo/NCIT\_C2991** (http://purl.obolibrary.org/obo/NCIT\_C2991)

Google Scholar (http://scholar.google.com/scholar?hl=en&q=+7.%E2%80%82+NCI+%28Natl.+Cancer+Inst.%29.++Class%3A+disease+or+disorder Article Location




8. NLM (Natl. Libr. Med.). *Disease*. Term Defin., Medical Subject Headings (MeSH). **https://identifiers.org/MESH:D004194** (https://identifiers.org/MESH:D004194)

Google Scholar (http://scholar.google.com/scholar?hl=en&q=+8.%E2%80%82+NLM+%28Natl.+Libr.+Med.%29.++Disease.++Term+Defin.%2C+Mec Article Location

9. Robinson PN. **2012**. Deep phenotyping for precision medicine. *Hum. Mutat.* 33(5): 777–80

 Crossref (/servlet/linkout?suffix=B9&dbid=16&doi=10.1146%2Fannurev-biodatasci-080917-013459&key=10.1002%2Fhumu.22080) |  Medline (/servlet/linkout?suffix=B9&dbid=8&doi=10.1146%2Fannurev-biodatasci-080917-013459&key=22504886) |  *Web of Science*<sup>®</sup> (/servlet/linkout?suffix=B9&dbid=128&doi=10.1146%2Fannurev-biodatasci-080917-013459&key=000304008400001) | Google Scholar (http://scholar.google.com/scholar\_lookup?hl=en&publication\_year=2012&pages=777-80&issue=5&author=PN+Robinson&title=Deep+phenotyping+for+precision+medicine&) |

## Article Location





10. Köhler S, Vasilevsky NA, Engelstad M, Foster E, McMurry J, et al. **2017**. The Human Phenotype Ontology in 2017. *Nucleic Acids Res.* 45(D1): D865–76
-  Crossref (</servlet/linkout?suffix=B10&dbid=16&doi=10.1146%2Fannurev-biodatasci-080917-013459&key=10.1093%2Fnar%2Fgkw1039>) |  Medline (</servlet/linkout?suffix=B10&dbid=8&doi=10.1146%2Fannurev-biodatasci-080917-013459&key=27899602>) |  *Web of Science*® (</servlet/linkout?suffix=B10&dbid=128&doi=10.1146%2Fannurev-biodatasci-080917-013459&key=000396575500121>) | Google Scholar ([http://scholar.google.com/scholar\\_lookup?hl=en&publication\\_year=2017&pages=D865-76&issue=D1&author=S+K%C3%B6hler&author=NA+Vasilevsky&author=M+Engelstad&author](http://scholar.google.com/scholar_lookup?hl=en&publication_year=2017&pages=D865-76&issue=D1&author=S+K%C3%B6hler&author=NA+Vasilevsky&author=M+Engelstad&author))

## Article Locations:

More AR articles citing this reference



11. Hitzler P, Krötzsch M, Parsia B, Patel-Schneider PF, Rudolph S. **2012**. *OWL 2 web ontology language primer*. Tech. Rep., World Wide Web Consort. (W3C), Dec. 11
- Google Scholar (<http://scholar.google.com/scholar?hl=en&q=+11.%E2%80%82++Hitzler++P%2C++Kr%C3%B6tzsch++M%2C++Parsia++B%2C++P;Schneider++PF%2C++Rudolph++S.++2012.++OWL+2+web+ontology+language+primer.++Tech>)

## Article Location

12. Robinson JR, Wei WQ, Roden DM, Denny JC. **2018**. Defining phenotypes from clinical data to drive genomic research. *Annu. Rev. Biomed. Data Sci.* 1: 69–92
-  Link (<https://www.annualreviews.org/doi/10.1146/annurev-biodatasci-080917-013335>) | Google Scholar ([http://scholar.google.com/scholar\\_lookup?hl=en&publication\\_year=2018&author=JR+Robinson&author=WQ%2C+Roden+DM+Wei&auth](http://scholar.google.com/scholar_lookup?hl=en&publication_year=2018&author=JR+Robinson&author=WQ%2C+Roden+DM+Wei&auth))
13. Mungall CJ, Gkoutos G, Smith C, Haendel M, Lewis S, Ashburner M. **2010**. Integrating phenotype ontologies across multiple species. *Genome Biol.* 11(1): R2
-  Crossref (</servlet/linkout?suffix=B13&dbid=16&doi=10.1146%2Fannurev-biodatasci-080917-013459&key=10.1186%2Fgkb-2010-11-1-r2>) |  Medline (</servlet/linkout?suffix=B13&dbid=8&doi=10.1146%2Fannurev-biodatasci-080917-013459&key=20064205>) |  *Web of Science*® (</servlet/linkout?suffix=B13&dbid=128&doi=10.1146%2Fannurev-biodatasci-080917-013459&key=000276433600010>) | Google Scholar ([http://scholar.google.com/scholar\\_lookup?hl=en&publication\\_year=2010&pages=R2&issue=1&author=CJ+Mungall&author=G+Gkoutos&](http://scholar.google.com/scholar_lookup?hl=en&publication_year=2010&pages=R2&issue=1&author=CJ+Mungall&author=G+Gkoutos&))

## Article Location

14. Mulder N, Nembaware V, Adekile A, Anie KA, Inusa B, et al. **2016**. Proceedings of a sickle cell disease ontology workshop—towards the first comprehensive ontology for sickle cell disease. *Appl. Transl. Genom.* 9: 23–29

 Crossref (</servlet/linkout?suffix=B14&dbid=16&doi=10.1146%2Fannurev-biodatasci-080917-013459&key=10.1016%2Fj.atg.2016.03.005>) |  Medline (</servlet/linkout?suffix=B14&dbid=8&doi=10.1146%2Fannurev-biodatasci-080917-013459&key=27354937>) | Google Scholar ([http://scholar.google.com/scholar\\_lookup?hl=en&publication\\_year=2016&pages=23-29&author=N+Mulder&author=V+Nembaware&author=A+Adekile&author=KA+Anie&author=E](http://scholar.google.com/scholar_lookup?hl=en&publication_year=2016&pages=23-29&author=N+Mulder&author=V+Nembaware&author=A+Adekile&author=KA+Anie&author=E)

Article Location

15. WHO (World Health Organ.). *History of the development of the ICD*. Geneva: WHO.

**<http://www.who.int/classifications/icd/en/HistoryOfICD.pdf>**

(<http://www.who.int/classifications/icd/en/HistoryOfICD.pdf>)

Google Scholar ([http://scholar.google.com/scholar\\_lookup?hl=en&author=WHO+%28World+Health+Organ.%29.&title=History+of+the+development+of+](http://scholar.google.com/scholar_lookup?hl=en&author=WHO+%28World+Health+Organ.%29.&title=History+of+the+development+of+)

[hl=en&author=WHO+%28World+Health+Organ.%29.&title=History+of+the+development+of+](http://scholar.google.com/scholar_lookup?hl=en&author=WHO+%28World+Health+Organ.%29.&title=History+of+the+development+of+)

Article Location

16. Graunt J. **1939**. *Natural and Political Observations Made Upon the Bills of Mortality*, ed. WF Willcox. Baltimore, MD: Johns Hopkins Univ. Press



Google Scholar ([http://scholar.google.com/scholar\\_lookup?hl=en&publication\\_year=1939&author=J+Graunt&title=Natural+and+Political+Observations+](http://scholar.google.com/scholar_lookup?hl=en&publication_year=1939&author=J+Graunt&title=Natural+and+Political+Observations+)

[hl=en&publication\\_year=1939&author=J+Graunt&title=Natural+and+Political+Observations+](http://scholar.google.com/scholar_lookup?hl=en&publication_year=1939&author=J+Graunt&title=Natural+and+Political+Observations+)

Article Location

More AR articles citing this reference

17. Cimino JJ. **1998**. Desiderata for controlled medical vocabularies in the twenty-first century. *Methods Inf. Med.* 37(4–5): 394–403

 Crossref (</servlet/linkout?suffix=B17&dbid=8&doi=10.1146%2Fannurev-biodatasci-080917-013459&key=9865037>) |  Web of Science® (</servlet/linkout?suffix=B17&dbid=128&doi=10.1146%2Fannurev-biodatasci-080917-013459&key=000077676800011>) | Google Scholar

([http://scholar.google.com/scholar\\_lookup?hl=en&publication\\_year=1998&pages=394-403&issue=4%E2%80%935&author=JJ+Cimino&title=Desiderata+for+controlled+medical+vo](http://scholar.google.com/scholar_lookup?hl=en&publication_year=1998&pages=394-403&issue=4%E2%80%935&author=JJ+Cimino&title=Desiderata+for+controlled+medical+vo)

[013459&key=000077676800011](http://scholar.google.com/scholar_lookup?hl=en&publication_year=1998&pages=394-403&issue=4%E2%80%935&author=JJ+Cimino&title=Desiderata+for+controlled+medical+vo)) | Google Scholar

([http://scholar.google.com/scholar\\_lookup?hl=en&publication\\_year=1998&pages=394-403&issue=4%E2%80%935&author=JJ+Cimino&title=Desiderata+for+controlled+medical+vo](http://scholar.google.com/scholar_lookup?hl=en&publication_year=1998&pages=394-403&issue=4%E2%80%935&author=JJ+Cimino&title=Desiderata+for+controlled+medical+vo)

[403&issue=4%E2%80%935&author=JJ+Cimino&title=Desiderata+for+controlled+medical+vo](http://scholar.google.com/scholar_lookup?hl=en&publication_year=1998&pages=394-403&issue=4%E2%80%935&author=JJ+Cimino&title=Desiderata+for+controlled+medical+vo) first+century&)

Article Locations:







M+Rodrigues&author=S+Schulz&author=A+Rector&author=K+Spackman&author=J+Millar&ti  
11+and+SNOMED+CT+Common+Ontology%3A+circulatory+system&) |

Article Location

22. Chute CG, Huff SM, Ferguson JA, Walker JM, Halamka JD. **2012**. There are important reasons for delaying implementation of the new ICD-10 coding system. *Health Aff.* 31(4): 836–42

 Crossref (</servlet/linkout?suffix=B22&dbid=16&doi=10.1146%2Fannurev-biodatasci-080917-013459&key=10.1377%2Fhlthaff.2011.1258>) |  *Web of Science*® (</servlet/linkout?suffix=B22&dbid=128&doi=10.1146%2Fannurev-biodatasci-080917-013459&key=000302777400022>) | Google Scholar ([http://scholar.google.com/scholar\\_lookup?hl=en&publication\\_year=2012&pages=836-42&issue=4&author=CG+Chute&author=SM+Huff&author=JA+Ferguson&author=JM+Walker&10+coding+system&](http://scholar.google.com/scholar_lookup?hl=en&publication_year=2012&pages=836-42&issue=4&author=CG+Chute&author=SM+Huff&author=JA+Ferguson&author=JM+Walker&10+coding+system&)) |

Article Location

23. Jordan EP, ed. **1932**. *Standard Nomenclature of Diseases and Operations*. New York: McGraw-Hill. 1st ed.

Google Scholar ([http://scholar.google.com/scholar\\_lookup?hl=en&publication\\_year=1932&author=EP+Jordan&title=Standard+Nomenclature+of+Diseas](http://scholar.google.com/scholar_lookup?hl=en&publication_year=1932&author=EP+Jordan&title=Standard+Nomenclature+of+Diseas)

Article Location

24. Thompson ET, Hayden AC. **1961**. *Standard Nomenclature of Diseases and Operations*. New York: McGraw-Hill. 5th ed.

Google Scholar ([http://scholar.google.com/scholar\\_lookup?hl=en&publication\\_year=1961&author=ET+Thompson&author=AC+Hayden&title=Standard+N](http://scholar.google.com/scholar_lookup?hl=en&publication_year=1961&author=ET+Thompson&author=AC+Hayden&title=Standard+N)

Article Location

25. Comm. Nomencl. Classif. Dis. **1965**. *Systematized Nomenclature of Pathology*. Skokie, IL: Coll. Am. Pathol.

Google Scholar ([http://scholar.google.com/scholar\\_lookup?hl=en&publication\\_year=1965&author=Comm.+Nomencl.+Classif.+Dis.&title=Systematized+N](http://scholar.google.com/scholar_lookup?hl=en&publication_year=1965&author=Comm.+Nomencl.+Classif.+Dis.&title=Systematized+N)

Article Location

26. Côté RA, Sharpe WD, eds. **1976**. *Systematized Nomenclature of Medicine: SNOMED*. Skokie, IL: Coll. Am. Pathol.

Google Scholar ([http://scholar.google.com/scholar\\_lookup?](http://scholar.google.com/scholar_lookup?)

[hl=en&publication\\_year=1976&author=RA+C%C3%B4t%C3%A9&author=WD+Sharpe&title=S](http://scholar.google.com/scholar_lookup?hl=en&publication_year=1976&author=RA+C%C3%B4t%C3%A9&author=WD+Sharpe&title=S)

Article Location



27. Côté RA, ed. **1993**. *The Systematized Nomenclature of Human and Veterinary Medicine: SNOMED International*. Northfield, IL: Coll. Am. Pathol.

Google Scholar ([http://scholar.google.com/scholar\\_lookup?](http://scholar.google.com/scholar_lookup?)

[hl=en&publication\\_year=1993&author=RA+C%C3%B4t%C3%A9&title=The+Systematized+No](http://scholar.google.com/scholar_lookup?hl=en&publication_year=1993&author=RA+C%C3%B4t%C3%A9&title=The+Systematized+No)

Article Location

28. Evans DA, Cimino JJ, Hersh WR, Huff SM, Bell DS. **1994**. Toward a medical-concept representation language. The Canon Group. *J. Am. Med. Inform. Assoc.* 1(3): 207–17

 Crossref (</servlet/linkout?suffix=B28&dbid=16&doi=10.1146%2Fannurev-biodatasci-080917-013459&key=10.1136%2Fjamia.1994.95236153>) |  Medline (</servlet/linkout?suffix=B28&dbid=8&doi=10.1146%2Fannurev-biodatasci-080917-013459&key=7719804>) |

 *Web of Science*<sup>®</sup> (</servlet/linkout?suffix=B28&dbid=128&doi=10.1146%2Fannurev-biodatasci-080917-013459&key=A1994QE63900001>) | Google Scholar

([http://scholar.google.com/scholar\\_lookup?hl=en&publication\\_year=1994&pages=207-17&issue=3&author=DA+Evans&author=JJ+Cimino&author=WR+Hersh&author=SM+Huff&aut](http://scholar.google.com/scholar_lookup?hl=en&publication_year=1994&pages=207-17&issue=3&author=DA+Evans&author=JJ+Cimino&author=WR+Hersh&author=SM+Huff&aut)

[concept+representation+language.+The+Canon+Group&\)](http://scholar.google.com/scholar_lookup?hl=en&publication_year=1994&pages=207-17&issue=3&author=DA+Evans&author=JJ+Cimino&author=WR+Hersh&author=SM+Huff&aut) |

Article Location

29. Campbell KE, Cohn SP, Chute CG, Rennels G, Shortliffe EH. **1996**. Gálapagos: computer-based support for evolution of a convergent medical terminology. *AMIA Annu. Symp. Proc.* 1996: 269–73



Google Scholar ([http://scholar.google.com/scholar\\_lookup?](http://scholar.google.com/scholar_lookup?)

[hl=en&publication\\_year=1996&pages=269-](http://scholar.google.com/scholar_lookup?hl=en&publication_year=1996&pages=269-73&author=KE+Campbell&author=SP+Cohn&author=CG+Chute&author=G+Rennels&author=based+support+for+evolution+of+a+convergent+medical+terminology&)

[73&author=KE+Campbell&author=SP+Cohn&author=CG+Chute&author=G+Rennels&author=based+support+for+evolution+of+a+convergent+medical+terminology&\)](http://scholar.google.com/scholar_lookup?hl=en&publication_year=1996&pages=269-73&author=KE+Campbell&author=SP+Cohn&author=CG+Chute&author=G+Rennels&author=based+support+for+evolution+of+a+convergent+medical+terminology&) |

Article Location

30. Campbell KE, Cohn SP, Chute CG, Shortliffe EH, Rennels G. **1998**. Scalable methodologies for distributed development of logic-based convergent medical terminology. *Methods Inf. Med.* 37(4–5): 426–39

 Medline (</servlet/linkout?suffix=B30&dbid=8&doi=10.1146%2Fannurev-biodatasci-080917-013459&key=9865041>) |  *Web of Science*<sup>®</sup> ([/servlet/linkout?](/servlet/linkout?suffix=B30&dbid=128&doi=10.1146%2Fannurev-biodatasci-080917-)

[suffix=B30&dbid=128&doi=10.1146%2Fannurev-biodatasci-080917-](/servlet/linkout?suffix=B30&dbid=128&doi=10.1146%2Fannurev-biodatasci-080917-)

013459&key=000077676800015) | Google Scholar

([http://scholar.google.com/scholar\\_lookup?hl=en&publication\\_year=1998&pages=426-39&issue=4%E2%80%935&author=KE+Campbell&author=SP+Cohn&author=CG+Chute&authbased+convergent+medical+terminology&](http://scholar.google.com/scholar_lookup?hl=en&publication_year=1998&pages=426-39&issue=4%E2%80%935&author=KE+Campbell&author=SP+Cohn&author=CG+Chute&authbased+convergent+medical+terminology&)) |

Article Location

31. Baader F, Brandt S, Lutz C. **2005**. Pushing the EL envelope. *Proc. Int. Jt. Conf. Artif. Intell., 19th, 30 July–5 Aug., Edinb., Scotl.*, pp. 364–69. San Francisco: Morgan Kaufmann

Google Scholar ([http://scholar.google.com/scholar\\_lookup?](http://scholar.google.com/scholar_lookup?hl=en&publication_year=2005&pages=364-69&author=F+Baader&author=S+Brandt&author=C+Lutz&title=Proc.+Int.+Jt.+Conf.+Artif.+Int)

[hl=en&publication\\_year=2005&pages=364-](http://scholar.google.com/scholar_lookup?hl=en&publication_year=2005&pages=364-69&author=F+Baader&author=S+Brandt&author=C+Lutz&title=Proc.+Int.+Jt.+Conf.+Artif.+Int)

[69&author=F+Baader&author=S+Brandt&author=C+Lutz&title=Proc.+Int.+Jt.+Conf.+Artif.+Int](http://scholar.google.com/scholar_lookup?hl=en&publication_year=2005&pages=364-69&author=F+Baader&author=S+Brandt&author=C+Lutz&title=Proc.+Int.+Jt.+Conf.+Artif.+Int)

Article Location

32. Kudla KM, Blakemore M. **2001**. SNOMED takes the next step. *J. AHIMA* 72(7): 62, 64–68


Google Scholar ([http://scholar.google.com/scholar\\_lookup?](http://scholar.google.com/scholar_lookup?hl=en&publication_year=2001&pages=62%2C+64-68&issue=7&author=KM+Kudla&author=M+Blakemore&title=SNOMED+takes+the+next+step&)

[hl=en&publication\\_year=2001&pages=62%2C+64-](http://scholar.google.com/scholar_lookup?hl=en&publication_year=2001&pages=62%2C+64-68&issue=7&author=KM+Kudla&author=M+Blakemore&title=SNOMED+takes+the+next+step&)

[68&issue=7&author=KM+Kudla&author=M+Blakemore&title=SNOMED+takes+the+next+step&](http://scholar.google.com/scholar_lookup?hl=en&publication_year=2001&pages=62%2C+64-68&issue=7&author=KM+Kudla&author=M+Blakemore&title=SNOMED+takes+the+next+step&)

Article Location

33. Benson T. **2011**. The history of the Read codes: the inaugural James Read Memorial Lecture 2011. *Inform. Prim. Care.* 19(3): 173–82

 Medline (</servlet/linkout?suffix=B33&dbid=8&doi=10.1146%2Fannurev-biodatasci-080917-013459&key=22688227>) | Google Scholar

([http://scholar.google.com/scholar\\_lookup?hl=en&publication\\_year=2011&pages=173-](http://scholar.google.com/scholar_lookup?hl=en&publication_year=2011&pages=173-82&issue=3&author=T+Benson&title=The+history+of+the+Read+codes%3A+the+inaugural+J)

[82&issue=3&author=T+Benson&title=The+history+of+the+Read+codes%3A+the+inaugural+J](http://scholar.google.com/scholar_lookup?hl=en&publication_year=2011&pages=173-82&issue=3&author=T+Benson&title=The+history+of+the+Read+codes%3A+the+inaugural+J)

Article Location

34. Spackman KA. **2001**. Normal forms for description logic expressions of clinical concepts in SNOMED RT. *AMIA Annu. Symp. Proc.* 2001: 627–31


Google Scholar ([http://scholar.google.com/scholar\\_lookup?](http://scholar.google.com/scholar_lookup?hl=en&publication_year=2001&pages=627-31&author=KA+Spackman&title=Normal+forms+for+description+logic+expressions+of+clinic)

[hl=en&publication\\_year=2001&pages=627-](http://scholar.google.com/scholar_lookup?hl=en&publication_year=2001&pages=627-31&author=KA+Spackman&title=Normal+forms+for+description+logic+expressions+of+clinic)


[31&author=KA+Spackman&title=Normal+forms+for+description+logic+expressions+of+clinic](http://scholar.google.com/scholar_lookup?hl=en&publication_year=2001&pages=627-31&author=KA+Spackman&title=Normal+forms+for+description+logic+expressions+of+clinic)

Article Location


35. Campbell JR, Talmon G, Cushman-Vokoun A, Karlsson D, Scott Campbell W. **2016**. An extended SNOMED CT concept model for observations in molecular genetics. *AMIA Annu.*

 Medline (/servlet/linkout?suffix=B35&dbid=8&doi=10.1146%2Fannurev-biodatasci-080917-013459&key=28269830) | Google Scholar  
(http://scholar.google.com/scholar\_lookup?hl=en&publication\_year=2016&pages=352-60&author=JR+Campbell&author=G+Talmon&author=A+Cushman-Vokoun&author=D+Karlsson&author=W+Scott+Campbell&title=An+extended+SNOMED+CT+c  
Article Location

36. Hardiker N. **2016**. Harmonising ICNP and SNOMED CT: a model for effective collaboration. *Stud. Health Technol. Inform.* 225: 744–45

 Medline (/servlet/linkout?suffix=B36&dbid=8&doi=10.1146%2Fannurev-biodatasci-080917-013459&key=27332326) | Google Scholar  
(http://scholar.google.com/scholar\_lookup?hl=en&publication\_year=2016&pages=744-45&author=N+Hardiker&title=Harmonising+ICNP+and+SNOMED+CT%3A+a+model+for+effect  
Article Location

37. Martínez-Salvador B, Marcos M, Mañas A, Maldonado JA, Robles M. **2016**. Using SNOMED CT expression constraints to bridge the gap between clinical decision-support systems and electronic health records. *Stud. Health Technol. Inform.* 228: 504–8

 Medline (/servlet/linkout?suffix=B37&dbid=8&doi=10.1146%2Fannurev-biodatasci-080917-013459&key=27577434) | Google Scholar  
(http://scholar.google.com/scholar\_lookup?hl=en&publication\_year=2016&pages=504-8&author=B+Mart%C3%ADnez-Salvador&author=M+Marcos&author=A+Ma%C3%B1as&author=JA+Maldonado&author=M+Rsupport+systems+and+electronic+health+records&) |  
Article Location


38. Ochs C, Geller J, Perl Y, Chen Y, Xu J, et al. **2015**. Scalable quality assurance for large SNOMED CT hierarchies using subject-based subtaxonomies. *J. Am. Med. Inform. Assoc.* 22(3): 507–18

 Crossref (/servlet/linkout?suffix=B38&dbid=16&doi=10.1146%2Fannurev-biodatasci-080917-013459&key=10.1136%2Famiajnl-2014-003151) |  Medline (/servlet/linkout?suffix=B38&dbid=8&doi=10.1146%2Fannurev-biodatasci-080917-013459&key=25336594) |  
 Web of Science® (/servlet/linkout?suffix=B38&dbid=128&doi=10.1146%2Fannurev-biodatasci-080917-013459&key=000356717100004) | Google Scholar  
(http://scholar.google.com/scholar\_lookup?hl=en&publication\_year=2015&pages=507-18&issue=3&author=C+Ochs&author=J+Geller&author=Y+Perl&author=Y+Chen&author=J+Xu

based+subtaxonomies&) |

#### Article Location

39. Elhanan G, Ochs C, Mejino JLV Jr., Liu H, Mungall CJ, Perl Y. **2017**. From SNOMED CT to Uberon: transferability of evaluation methodology between similarly structured ontologies. *Artif. Intell. Med.* 79: 9–14

 Crossref (/servlet/linkout?suffix=B39&dbid=16&doi=10.1146%2Fannurev-biodatasci-080917-013459&key=10.1016%2Fj.artmed.2017.05.002) |  Medline (/servlet/linkout?suffix=B39&dbid=8&doi=10.1146%2Fannurev-biodatasci-080917-013459&key=28532962) |  *Web of Science*<sup>®</sup> (/servlet/linkout?suffix=B39&dbid=128&doi=10.1146%2Fannurev-biodatasci-080917-013459&key=000409286500002) | Google Scholar (http://scholar.google.com/scholar\_lookup?hl=en&publication\_year=2017&pages=9-14&author=G+Elhanan&author=C+Ochs&author=JLV+Jr.+Mejino&author=H+Liu&author=CJ+)



#### Article Location

40. NLM (Natl. Libr. Med.). **2014**. *2017AB UMLS<sup>®</sup> release notes and bugs*. Release Doc., updated Nov. 6, 2017.  
**[https://www.nlm.nih.gov/research/umls/knowledge\\_sources/metathesaurus/release/notes/](https://www.nlm.nih.gov/research/umls/knowledge_sources/metathesaurus/release/notes/)**  
([https://www.nlm.nih.gov/research/umls/knowledge\\_sources/metathesaurus/release/notes/](https://www.nlm.nih.gov/research/umls/knowledge_sources/metathesaurus/release/notes/))  
Google Scholar (<http://scholar.google.com/scholar?hl=en&q=%E2%80%82+NLM+%28Natl.+Libr.+Med.%29.++2014.++2017AB+UMLS%C2%AE>)

#### Article Location

41. NLM (Natl. Libr. Med.). **2009**. *Metathesaurus*. Fact Sheet, updated Apr. 12, 2016.  
**[https://www.nlm.nih.gov/research/umls/knowledge\\_sources/metathesaurus/](https://www.nlm.nih.gov/research/umls/knowledge_sources/metathesaurus/)**  
([https://www.nlm.nih.gov/research/umls/knowledge\\_sources/metathesaurus/](https://www.nlm.nih.gov/research/umls/knowledge_sources/metathesaurus/))  
Google Scholar (<http://scholar.google.com/scholar?hl=en&q=%E2%80%82+NLM+%28Natl.+Libr.+Med.%29.++2009.++Metathesaurus.++Fact>)

#### Article Location

42. Jensen M, Cox AP, Chaudhry N, Ng M, Sule D, et al. **2013**. The neurological disease ontology. *J. Biomed. Semant.* 4(1): 42  
 Crossref (/servlet/linkout?suffix=B42&dbid=16&doi=10.1146%2Fannurev-biodatasci-080917-013459&key=10.1186%2F2041-1480-4-42) |  Medline (/servlet/linkout?suffix=B42&dbid=8&doi=10.1146%2Fannurev-biodatasci-080917-013459&key=24314207) | Google Scholar ([http://scholar.google.com/scholar\\_lookup?hl=en&publication\\_year=2013&pages=42&issue=1&author=M+Jensen&author=AP+Cox&author](http://scholar.google.com/scholar_lookup?hl=en&publication_year=2013&pages=42&issue=1&author=M+Jensen&author=AP+Cox&author))

Article Location

43. NLM (Natl. Libr. Med.). **2006**. *SPECIALIST Lexicon*. Fact Sheet, updated May 24, 2012.  
**<https://www.nlm.nih.gov/pubs/factsheets/umlslex.html>**  
(<https://www.nlm.nih.gov/pubs/factsheets/umlslex.html>)

Google Scholar ([http://scholar.google.com/scholar?](http://scholar.google.com/scholar?hl=en&q=)

[hl=en&q="+43.%E2%80%82+NLM+%28Natl.+Libr.+Med.%29.++2006.++SPECIALIST+Lexicon.++](http://scholar.google.com/scholar?hl=en&q=)

Article Location



44. NLM (Natl. Libr. Med.). *The UMLS Semantic Network*. Fact Sheet, updated Oct. 5, 2015.  
**<https://semanticnetwork.nlm.nih.gov/>** (<https://semanticnetwork.nlm.nih.gov/>)

Google Scholar ([http://scholar.google.com/scholar?](http://scholar.google.com/scholar?hl=en&q=)

[hl=en&q="+44.%E2%80%82+NLM+%28Natl.+Libr.+Med.%29.++The+UMLS+Semantic+Network](http://scholar.google.com/scholar?hl=en&q=)

Article Location

45. McCray AT. **2003**. An upper-level ontology for the biomedical domain. *Comp. Funct. Genom.* 4(1): 80–84

 Crossref (</servlet/linkout?suffix=B45&dbid=16&doi=10.1146%2Fannurev-biodatasci-080917-013459&key=10.1002%2Fcfg.255>) |  Medline ([/servlet/linkout?](/servlet/linkout?suffix=B45&dbid=8&doi=10.1146%2Fannurev-biodatasci-080917-013459&key=18629109)



[suffix=B45&dbid=8&doi=10.1146%2Fannurev-biodatasci-080917-](/servlet/linkout?suffix=B45&dbid=8&doi=10.1146%2Fannurev-biodatasci-080917-013459&key=18629109)

[013459&key=18629109](/servlet/linkout?suffix=B45&dbid=8&doi=10.1146%2Fannurev-biodatasci-080917-013459&key=18629109)) | Google Scholar ([http://scholar.google.com/scholar\\_lookup?](http://scholar.google.com/scholar_lookup?hl=en&publication_year=2003&pages=80-84&issue=1&author=AT+McCray&title=An+upper-level+ontology+for+the+biomedical+domain&)


[hl=en&publication\\_year=2003&pages=80-84&issue=1&author=AT+McCray&title=An+upper-level+ontology+for+the+biomedical+domain&\)](http://scholar.google.com/scholar_lookup?hl=en&publication_year=2003&pages=80-84&issue=1&author=AT+McCray&title=An+upper-level+ontology+for+the+biomedical+domain&) |

Article Location

46. Pecina P, Dušek O, Goeuriot L, Hajič J, Hlaváčová J, et al. **2014**. Adaptation of machine translation for multilingual information retrieval in the medical domain. *Artif. Intell. Med.* 61(3): 165–85

 Crossref (</servlet/linkout?suffix=B46&dbid=16&doi=10.1146%2Fannurev-biodatasci-080917-013459&key=10.1016%2Fj.artmed.2014.01.004>) |  Medline ([/servlet/linkout?](/servlet/linkout?suffix=B46&dbid=8&doi=10.1146%2Fannurev-biodatasci-080917-013459&key=24680188)

[suffix=B46&dbid=8&doi=10.1146%2Fannurev-biodatasci-080917-013459&key=24680188](/servlet/linkout?suffix=B46&dbid=8&doi=10.1146%2Fannurev-biodatasci-080917-013459&key=24680188)) |

 *Web of Science*® (</servlet/linkout?suffix=B46&dbid=128&doi=10.1146%2Fannurev-biodatasci-080917-013459&key=000340233700006>) | Google Scholar

([http://scholar.google.com/scholar\\_lookup?hl=en&publication\\_year=2014&pages=165-](http://scholar.google.com/scholar_lookup?hl=en&publication_year=2014&pages=165-85&issue=3&author=P+Pecina&author=O+Du%C5%A1ek&author=L+Goeuriot&author=J+Haji)

[85&issue=3&author=P+Pecina&author=O+Du%C5%A1ek&author=L+Goeuriot&author=J+Haji](http://scholar.google.com/scholar_lookup?hl=en&publication_year=2014&pages=165-85&issue=3&author=P+Pecina&author=O+Du%C5%A1ek&author=L+Goeuriot&author=J+Haji)

Article Location



47. Merabti T, Abdoune H, Letord C, Sakji S, Joubert M, Darmoni SJ. **2011**. Mapping the ATC classification to the UMLS metathesaurus: some pragmatic applications. *Stud. Health Technol. Inform.* 166: 206–13
- [🔗](#) Medline (/servlet/linkout?suffix=B47&dbid=8&doi=10.1146%2Fannurev-biodatasci-080917-013459&key=21685626) | [Google Scholar](#) (http://scholar.google.com/scholar\_lookup?hl=en&publication\_year=2011&pages=206-13&author=T+Merabti&author=H+Abdoune&author=C+Letord&author=S+Sakji&author=M+Jc
- Article Location
48. Ceusters W, Smith B, Goldberg L. **2005**. A terminological and ontological analysis of the NCI Thesaurus. *Methods Inf. Med.* 44(4): 498–507
- [🔗](#) Crossref (/servlet/linkout?suffix=B48&dbid=16&doi=10.1146%2Fannurev-biodatasci-080917-013459&key=10.1055%2Fs-0038-1634000) | [🔗](#) Medline (/servlet/linkout?suffix=B48&dbid=8&doi=10.1146%2Fannurev-biodatasci-080917-013459&key=16342916) | [🔗](#) *Web of Science*® (/servlet/linkout?suffix=B48&dbid=128&doi=10.1146%2Fannurev-biodatasci-080917-013459&key=000232490100004) | [Google Scholar](#) (http://scholar.google.com/scholar\_lookup?hl=en&publication\_year=2005&pages=498-507&issue=4&author=W+Ceusters&author=B+Smith&author=L+Goldberg&title=A+terminolog
- Article Location
49. Jensen MA, Ferretti V, Grossman RL, Staudt LM. **2017**. The NCI Genomic Data Commons as an engine for precision medicine. *Blood* 130(4): 453–59
- [🔗](#) Crossref (/servlet/linkout?suffix=B49&dbid=16&doi=10.1146%2Fannurev-biodatasci-080917-013459&key=10.1182%2Fblood-2017-03-735654) | [🔗](#) Medline (/servlet/linkout?suffix=B49&dbid=8&doi=10.1146%2Fannurev-biodatasci-080917-013459&key=28600341) | [🔗](#) *Web of Science*® (/servlet/linkout?suffix=B49&dbid=128&doi=10.1146%2Fannurev-biodatasci-080917-013459&key=000406492000014) | [Google Scholar](#) (http://scholar.google.com/scholar\_lookup?hl=en&publication\_year=2017&pages=453-59&issue=4&author=MA+Jensen&author=V+Ferretti&author=RL+Grossman&author=LM+Stau
- Article Locations:
50. NCI (Natl. Cancer Inst.). *NCI Neoplasm Core terminology files*. File Release, accessed 6 Mar. 2018, NCI, Rockville, MD.  
**[https://evs.nci.nih.gov/ftp1/NCI\\_Thesaurus/Neoplasm/About\\_Core.html](https://evs.nci.nih.gov/ftp1/NCI_Thesaurus/Neoplasm/About_Core.html)**  
([https://evs.nci.nih.gov/ftp1/NCI\\_Thesaurus/Neoplasm/About\\_Core.html](https://evs.nci.nih.gov/ftp1/NCI_Thesaurus/Neoplasm/About_Core.html))  
[Google Scholar](#) (http://scholar.google.com/scholar\_lookup?hl=en&author=NCI+%28Natl.+Cancer+Inst.%29.&title=NCI+Neoplasm+Core+terminology+fil



## Article Location


51. NCI (Natl. Cancer Inst.). *NCI Term Browser*. Terminol. Resour.  
**[https://ncit.nci.nih.gov/ncitbrowser/pages/multiple\\_search.jsf?nav\\_type=terminologies](https://ncit.nci.nih.gov/ncitbrowser/pages/multiple_search.jsf?nav_type=terminologies)** ([https://ncit.nci.nih.gov/ncitbrowser/pages/multiple\\_search.jsf?nav\\_type=terminologies](https://ncit.nci.nih.gov/ncitbrowser/pages/multiple_search.jsf?nav_type=terminologies))

Google Scholar (<http://scholar.google.com/scholar?hl=en&q=+51.%E2%80%82+NCI+%28Natl.+Cancer+Inst.%29.++NCI+Term+Browser.++Terminol.+Resour.>)

Article Location

52. Min H, Zheng L, Perl Y, Halper M, De Coronado S, Ochs C. **2017**. Relating complexity and error rates of ontology concepts: more complex NCI concepts have more errors. *Methods Inf. Med.* 56(3): 200–8

 Crossref (</servlet/linkout?suffix=B52&dbid=16&doi=10.1146%2Fannurev-biodatasci-080917-013459&key=10.3414%2FME16-01-0085>) |  Medline (</servlet/linkout?suffix=B52&dbid=8&doi=10.1146%2Fannurev-biodatasci-080917-013459&key=28244549>) |

 *Web of Science*<sup>®</sup> (</servlet/linkout?suffix=B52&dbid=128&doi=10.1146%2Fannurev-biodatasci-080917-013459&key=000401683900002>) | Google Scholar ([http://scholar.google.com/scholar\\_lookup?hl=en&publication\\_year=2017&pages=200-8&issue=3&author=H+Min&author=L+Zheng&author=Y+Perl&author=M+Halper&author=S+DeCoronado](http://scholar.google.com/scholar_lookup?hl=en&publication_year=2017&pages=200-8&issue=3&author=H+Min&author=L+Zheng&author=Y+Perl&author=M+Halper&author=S+DeCoronado))



## Article Location


53. Mougin F, Bodenreider O. **2008**. Auditing the NCI thesaurus with semantic web technologies. *AMIA Annu. Symp. Proc.* 2008: 500–4

Google Scholar ([http://scholar.google.com/scholar\\_lookup?hl=en&publication\\_year=2008&pages=500-4&author=F+Mougin&author=O+Bodenreider&title=Auditing+the+NCI+thesaurus+with+semantic+web+technologies](http://scholar.google.com/scholar_lookup?hl=en&publication_year=2008&pages=500-4&author=F+Mougin&author=O+Bodenreider&title=Auditing+the+NCI+thesaurus+with+semantic+web+technologies))

Article Location



54. Jiang G, Solbrig HR, Chute CG. **2012**. Quality evaluation of value sets from cancer study common data elements using the UMLS semantic groups. *J. Am. Med. Inform. Assoc.* 19: e129–36

 Crossref (</servlet/linkout?suffix=B54&dbid=16&doi=10.1146%2Fannurev-biodatasci-080917-013459&key=10.1136%2Famiajnl-2011-000739>) |  Medline (</servlet/linkout?suffix=B54&dbid=8&doi=10.1146%2Fannurev-biodatasci-080917-013459&key=22511016>) |

 *Web of Science*<sup>®</sup> (</servlet/linkout?suffix=B54&dbid=128&doi=10.1146%2Fannurev-biodatasci-080917-013459&key=000314151400022>) | Google Scholar ([http://scholar.google.com/scholar\\_lookup?hl=en&publication\\_year=2012&pages=e129-36](http://scholar.google.com/scholar_lookup?hl=en&publication_year=2012&pages=e129-36))


Article Location

55. Min H, Mobahi H, Irvin K, Avramovic S, Wojtusiak J. **2017**. Predicting activities of daily living for cancer patients using an ontology-guided machine learning methodology. *J. Biomed. Semant.* 8(1): 39

 Crossref (</servlet/linkout?suffix=B55&dbid=16&doi=10.1146%2Fannurev-biodatasci-080917-013459&key=10.1186%2Fs13326-017-0149-6>) |  Medline (</servlet/linkout?suffix=B55&dbid=8&doi=10.1146%2Fannurev-biodatasci-080917-013459&key=28915930>) | Google Scholar ([http://scholar.google.com/scholar\\_lookup?hl=en&publication\\_year=2017&pages=39&issue=1&author=H+Min&author=H+Mobahi&author=K+Irvin&author=S+Avramovic&author=J+Wojtusiak&title=predicting+activities+of+daily+living+for+cancer+patients+using+an+ontology-guided+machine+learning+methodology&](http://scholar.google.com/scholar_lookup?hl=en&publication_year=2017&pages=39&issue=1&author=H+Min&author=H+Mobahi&author=K+Irvin&author=S+Avramovic&author=J+Wojtusiak&title=predicting+activities+of+daily+living+for+cancer+patients+using+an+ontology-guided+machine+learning+methodology&)) |




Article Location

56. Bertaud Gounot V, Donfack V, Lasbleiz J, Bourde A, Duvauferrier R. **2011**. Creating an ontology driven rules base for an expert system for medical diagnosis. *Stud. Health Technol. Inform.* 169: 714–18

 Medline (</servlet/linkout?suffix=B56&dbid=8&doi=10.1146%2Fannurev-biodatasci-080917-013459&key=21893840>) | Google Scholar ([http://scholar.google.com/scholar\\_lookup?hl=en&publication\\_year=2011&pages=714-18&author=V+Bertaud+Gounot&author=V+Donfack&author=J+Lasbleiz&author=A+Bourde&author=R+Duvauferrier&title=creating+an+ontology+driven+rules+base+for+an+expert+system+for+medical+diagnosis&](http://scholar.google.com/scholar_lookup?hl=en&publication_year=2011&pages=714-18&author=V+Bertaud+Gounot&author=V+Donfack&author=J+Lasbleiz&author=A+Bourde&author=R+Duvauferrier&title=creating+an+ontology+driven+rules+base+for+an+expert+system+for+medical+diagnosis&)) |

Article Location

57. Griffith M, Spies NC, Krysiak K, McMichael JF, Coffman AC, et al. **2017**. CIViC is a community knowledgebase for expert crowdsourcing the clinical interpretation of variants in cancer. *Nat. Genet.* 49(2): 170–74

 Crossref (</servlet/linkout?suffix=B57&dbid=16&doi=10.1146%2Fannurev-biodatasci-080917-013459&key=10.1038%2Fng.3774>) |  Medline (</servlet/linkout?suffix=B57&dbid=8&doi=10.1146%2Fannurev-biodatasci-080917-013459&key=28138153>) |  *Web of Science*<sup>®</sup> (</servlet/linkout?suffix=B57&dbid=128&doi=10.1146%2Fannurev-biodatasci-080917-013459&key=000393148600002>) | Google Scholar ([http://scholar.google.com/scholar\\_lookup?hl=en&publication\\_year=2017&pages=170-74&issue=2&author=M+Griffith&author=NC+Spies&author=K+Krysiak&author=JF+McMichael&author=AC+Coffman&author=et+al&title=civic+is+a+community+knowledgebase+for+expert+crowdsourcing+the+clinical+interpretation+of+variants+in+cancer&](http://scholar.google.com/scholar_lookup?hl=en&publication_year=2017&pages=170-74&issue=2&author=M+Griffith&author=NC+Spies&author=K+Krysiak&author=JF+McMichael&author=AC+Coffman&author=et+al&title=civic+is+a+community+knowledgebase+for+expert+crowdsourcing+the+clinical+interpretation+of+variants+in+cancer&)) |

Article Location

58. Smith B, Ashburner M, Rosse C, Bard J, Bug W, et al. **2007**. The OBO Foundry: coordinated evolution of ontologies to support biomedical data integration. *Nat. Biotechnol.* 25(11): 1251–55

[Crossref](#) (/servlet/linkout?suffix=B58&dbid=16&doi=10.1146%2Fannurev-biodatasci-080917-013459&key=10.1038%2Fnb1346) | [Medline](#) (/servlet/linkout?suffix=B58&dbid=8&doi=10.1146%2Fannurev-biodatasci-080917-013459&key=17989687) | [Web of Science](#)<sup>®</sup> (/servlet/linkout?suffix=B58&dbid=128&doi=10.1146%2Fannurev-biodatasci-080917-013459&key=000251086500025) | [Google Scholar](#) (http://scholar.google.com/scholar\_lookup?hl=en&publication\_year=2007&pages=1251-55&issue=11&author=B+Smith&author=M+Ashburner&author=C+Rosse&author=J+Bard&autl

Article Location

More AR articles citing this reference

59. NCI (Natl. Cancer Inst.). *NCIt OBO edition*. File Release. <https://github.com/NCI-Thesaurus/thesaurus-obo-edition> (<https://github.com/NCI-Thesaurus/thesaurus-obo-edition>)

[Google Scholar](#) (http://scholar.google.com/scholar?hl=en&q=+59.%E2%80%82+NCI+%28Natl.+Cancer+Inst.%29.++NCIt+OBO+edition.++File+Release+Thesaurus%2Fthesaurus-obo-edition) |

Article Location

60. Diehl AD, Meehan TF, Bradford YM, Brush MH, Dahdul WM, et al. **2016**. The Cell Ontology 2016: enhanced content, modularization, and ontology interoperability. *J. Biomed. Semant.* 7(1): 44

[Crossref](#) (/servlet/linkout?suffix=B60&dbid=16&doi=10.1146%2Fannurev-biodatasci-080917-013459&key=10.1186%2Fs13326-016-0088-7) | [Medline](#) (/servlet/linkout?suffix=B60&dbid=8&doi=10.1146%2Fannurev-biodatasci-080917-013459&key=27377652) | [Google Scholar](#) (http://scholar.google.com/scholar\_lookup?hl=en&publication\_year=2016&pages=44&issue=1&author=AD+Diehl&author=TF+Meehan&au

Article Location




61. Mungall CJ, Torniai C, Gkoutos GV, Lewis SE, Haendel MA. **2012**. Uberon, an integrative multi-species anatomy ontology. *Genome Biol.* 13(1): R5

[Crossref](#) (/servlet/linkout?suffix=B61&dbid=16&doi=10.1146%2Fannurev-biodatasci-080917-013459&key=10.1186%2Fgb-2012-13-1-r5) | [Medline](#) (/servlet/linkout?suffix=B61&dbid=8&doi=10.1146%2Fannurev-biodatasci-080917-013459&key=22293552) | [Web of Science](#)<sup>®</sup> (/servlet/linkout?suffix=B61&dbid=128&doi=10.1146%2Fannurev-biodatasci-080917-013459&key=000305390300005) | [Google Scholar](#) (http://scholar.google.com/scholar\_lookup?hl=en&publication\_year=2012&pages=R5&issue=1&author=CJ+Mungall&author=C+Torniai&a

Article Location




62. Davies SC. **2017**. *Annual report of the Chief Medical Officer 2016: generation genome*. Annu. Rep., U.K. Dep. Health, London.  
**[https://www.gov.uk/government/uploads/system/uploads/attachment\\_data/file/631043](https://www.gov.uk/government/uploads/system/uploads/attachment_data/file/631043)**  
([https://www.gov.uk/government/uploads/system/uploads/attachment\\_data/file/631043/CM](https://www.gov.uk/government/uploads/system/uploads/attachment_data/file/631043/CM)  
Google Scholar ([http://scholar.google.com/scholar\\_lookup?](http://scholar.google.com/scholar_lookup?hl=en&publication_year=2017&author=SC+Davies&title=Annual+report+of+the+Chief+Medica)  
[hl=en&publication\\_year=2017&author=SC+Davies&title=Annual+report+of+the+Chief+Medica](http://scholar.google.com/scholar_lookup?hl=en&publication_year=2017&author=SC+Davies&title=Annual+report+of+the+Chief+Medica)

Article Location

63. Amberger JS, Bocchini CA, Schiettecatte F, Scott AF, Hamosh A. **2015**. OMIM.org: Online Mendelian Inheritance in Man (OMIM<sup>®</sup>), an online catalog of human genes and genetic disorders. *Nucleic Acids Res.* 43: D789–98  
 Crossref (</servlet/linkout?suffix=B63&dbid=16&doi=10.1146%2Fannurev-biodatasci-080917-013459&key=10.1093%2Fnar%2Fgku1205>) |  Medline (</servlet/linkout?suffix=B63&dbid=8&doi=10.1146%2Fannurev-biodatasci-080917-013459&key=25428349>) |  *Web of Science*<sup>®</sup> (</servlet/linkout?suffix=B63&dbid=128&doi=10.1146%2Fannurev-biodatasci-080917-013459&key=000350210400115>) | Google Scholar  
([http://scholar.google.com/scholar\\_lookup?hl=en&publication\\_year=2015&pages=D789-98&author=JS+Amberger&author=CA+Bocchini&author=F+Schiettecatte&author=AF+Scott&a](http://scholar.google.com/scholar_lookup?hl=en&publication_year=2015&pages=D789-98&author=JS+Amberger&author=CA+Bocchini&author=F+Schiettecatte&author=AF+Scott&a)

Article Locations:

More AR articles citing this reference

64. Pavan S, Rommel K, Mateo Marquina ME, Höhn S, Lanneau V, Rath A. **2017**. Clinical practice guidelines for rare diseases: the Orphanet database. *PLOS ONE* 12(1): e0170365  
 Crossref (</servlet/linkout?suffix=B64&dbid=16&doi=10.1146%2Fannurev-biodatasci-080917-013459&key=10.1371%2Fjournal.pone.0170365>) |  Medline (</servlet/linkout?suffix=B64&dbid=8&doi=10.1146%2Fannurev-biodatasci-080917-013459&key=28099516>) |  *Web of Science*<sup>®</sup> (</servlet/linkout?suffix=B64&dbid=128&doi=10.1146%2Fannurev-biodatasci-080917-013459&key=000392380100080>) | Google Scholar  
([http://scholar.google.com/scholar\\_lookup?](http://scholar.google.com/scholar_lookup?hl=en&publication_year=2017&pages=e0170365&issue=1&author=S+Pavan&author=K+Romn)  
[hl=en&publication\\_year=2017&pages=e0170365&issue=1&author=S+Pavan&author=K+Romn](http://scholar.google.com/scholar_lookup?hl=en&publication_year=2017&pages=e0170365&issue=1&author=S+Pavan&author=K+Romn)

Article Location

65. Bragin E, Chatzimichali EA, Wright CF, Hurles ME, Firth HV, et al. **2014**. DECIPHER: database for the interpretation of phenotype-linked plausibly pathogenic sequence and copy-number variation. *Nucleic Acids Res.* 42: D993–1000

[Crossref](#) (/servlet/linkout?suffix=B65&dbid=16&doi=10.1146%2Fannurev-biodatasci-080917-013459&key=10.1093%2Fnar%2Fgkt937) | [Medline](#) (/servlet/linkout?suffix=B65&dbid=8&doi=10.1146%2Fannurev-biodatasci-080917-013459&key=24150940) | [Web of Science](#)<sup>®</sup> (/servlet/linkout?suffix=B65&dbid=128&doi=10.1146%2Fannurev-biodatasci-080917-013459&key=000331139800146) | [Google Scholar](#) ([http://scholar.google.com/scholar\\_lookup?hl=en&publication\\_year=2014&pages=D993-1000&author=E+Bragin&author=EA+Chatzimichali&author=CF+Wright&author=ME+Hurles&a+linked+plausibly+pathogenic+sequence+and+copy-number+variation&](http://scholar.google.com/scholar_lookup?hl=en&publication_year=2014&pages=D993-1000&author=E+Bragin&author=EA+Chatzimichali&author=CF+Wright&author=ME+Hurles&a+linked+plausibly+pathogenic+sequence+and+copy-number+variation&)) |

#### Article Location

66. Groza T, Köhler S, Moldenhauer D, Vasilevsky N, Baynam G, et al. **2015**. The Human Phenotype Ontology: semantic unification of common and rare disease. *Am. J. Hum. Genet.* 97(1): 111–24

[Crossref](#) (/servlet/linkout?suffix=B66&dbid=16&doi=10.1146%2Fannurev-biodatasci-080917-013459&key=10.1016%2Fj.ajhg.2015.05.020) | [Medline](#) (/servlet/linkout?suffix=B66&dbid=8&doi=10.1146%2Fannurev-biodatasci-080917-013459&key=26119816) | [Web of Science](#)<sup>®</sup> (/servlet/linkout?suffix=B66&dbid=128&doi=10.1146%2Fannurev-biodatasci-080917-013459&key=000358189500010) | [Google Scholar](#) ([http://scholar.google.com/scholar\\_lookup?hl=en&publication\\_year=2015&pages=111-24&issue=1&author=T+Groza&author=S+K%C3%B6hler&author=D+Moldenhauer&author=N+](http://scholar.google.com/scholar_lookup?hl=en&publication_year=2015&pages=111-24&issue=1&author=T+Groza&author=S+K%C3%B6hler&author=D+Moldenhauer&author=N+)

#### Article Location

67. Rodriguez JC, González GA, Fresno C, Llera AS, Fernández EA. **2016**. Improving information retrieval in functional analysis. *Comput. Biol. Med.* 79: 10–20

[Crossref](#) (/servlet/linkout?suffix=B67&dbid=16&doi=10.1146%2Fannurev-biodatasci-080917-013459&key=10.1016%2Fj.compbiomed.2016.09.017) | [Medline](#) (/servlet/linkout?suffix=B67&dbid=8&doi=10.1146%2Fannurev-biodatasci-080917-013459&key=27723507) | [Web of Science](#)<sup>®</sup> (/servlet/linkout?suffix=B67&dbid=128&doi=10.1146%2Fannurev-biodatasci-080917-013459&key=000389294700002) | [Google Scholar](#) ([http://scholar.google.com/scholar\\_lookup?hl=en&publication\\_year=2016&pages=10-20&author=JC+Rodriguez&author=GA+Gonz%C3%A1lez&author=C+Fresno&author=AS+Llera](http://scholar.google.com/scholar_lookup?hl=en&publication_year=2016&pages=10-20&author=JC+Rodriguez&author=GA+Gonz%C3%A1lez&author=C+Fresno&author=AS+Llera)

#### Article Location

68. Liaw S-T, Taggart J, Yu H. **2014**. EHR-based disease registries to support integrated care in a health neighbourhood: an ontology-based methodology. *Stud. Health Technol. Inform.* 205: 171–75

[Crossref](#) (/servlet/linkout?suffix=B68&dbid=8&doi=10.1146%2Fannurev-biodatasci-080917-013459&key=25160168) | [Google Scholar](#) (http://scholar.google.com/scholar\_lookup?hl=en&publication\_year=2014&pages=171-75&author=S-T+Liaw&author=J+Taggart&author=H+Yu&title=EHR-based+disease+registries+to+support+integrated+care+in+a+health+neighbourhood%3A+an+based+methodology&) |

Article Location

69. Mao Y, Lu Z. **2017**. MeSH Now: automatic MeSH indexing at PubMed scale via learning to rank. *J. Biomed. Semant.* 8(1): 15

[Crossref](#) (/servlet/linkout?suffix=B69&dbid=16&doi=10.1146%2Fannurev-biodatasci-080917-013459&key=10.1186%2Fs13326-017-0123-3) | [Medline](#) (/servlet/linkout?suffix=B69&dbid=8&doi=10.1146%2Fannurev-biodatasci-080917-013459&key=28412964) | [Google Scholar](#) (http://scholar.google.com/scholar\_lookup?hl=en&publication\_year=2017&pages=15&issue=1&author=Y+Mao&author=Z+Lu&title=MeSH

Article Location

70. Newton KM, Peissig PL, Kho AN, Bielinski SJ, Berg RL, et al. **2013**. Validation of electronic medical record-based phenotyping algorithms: results and lessons learned from the eMERGE network. *J. Am. Med. Inform. Assoc.* 20: e147–54

[Crossref](#) (/servlet/linkout?suffix=B70&dbid=16&doi=10.1146%2Fannurev-biodatasci-080917-013459&key=10.1136%2Famiajnl-2012-000896) | [Medline](#) (/servlet/linkout?suffix=B70&dbid=8&doi=10.1146%2Fannurev-biodatasci-080917-013459&key=23531748) | [Web of Science](#)<sup>®</sup> (/servlet/linkout?suffix=B70&dbid=128&doi=10.1146%2Fannurev-biodatasci-080917-013459&key=000319192100024) | [Google Scholar](#) (http://scholar.google.com/scholar\_lookup?hl=en&publication\_year=2013&pages=e147-54&author=KM+Newton&author=PL+Peissig&author=AN+Kho&author=SJ+Bielinski&author=I-based+phenotyping+algorithms%3A+results+and+lessons+learned+from+the+eMERGE+netw

Article Location

More AR articles citing this reference

71. Conway M, Berg RL, Carrell D, Denny JC, Kho AN, et al. **2011**. Analyzing the heterogeneity and complexity of electronic health record oriented phenotyping algorithms. *AMIA Annu. Symp. Proc.* 2011: 274–83

[Medline](#) (/servlet/linkout?suffix=B71&dbid=8&doi=10.1146%2Fannurev-biodatasci-080917-013459&key=22195079) | [Google Scholar](#) (http://scholar.google.com/scholar\_lookup?hl=en&publication\_year=2011&pages=274-

Article Location

72. Wei W-Q, Bastarache LA, Carroll RJ, Marlo JE, Osterman TJ, et al. **2017**. Evaluating phecodes, clinical classification software, and ICD-9-CM codes for phenome-wide association studies in the electronic health record. *PLOS ONE* 12(7): e0175508

[Crossref](#) (/servlet/linkout?suffix=B72&dbid=16&doi=10.1146%2Fannurev-biodatasci-080917-013459&key=10.1371%2Fjournal.pone.0175508) | [Medline](#) (/servlet/linkout?suffix=B72&dbid=8&doi=10.1146%2Fannurev-biodatasci-080917-013459&key=28686612) | [Web of Science](#)<sup>®</sup> (/servlet/linkout?suffix=B72&dbid=128&doi=10.1146%2Fannurev-biodatasci-080917-013459&key=000405464100002) | [Google Scholar](#) (http://scholar.google.com/scholar\_lookup?hl=en&publication\_year=2017&pages=e0175508&issue=7&author=W-Q+Wei&author=LA+Bastarache&author=RJ+Carroll&author=JE+Marlo&author=TJ+Osterman&9-CM+codes+for+phenome-wide+association+studies+in+the+electronic+health+record&)

Article Location

More AR articles citing this reference

73. Chen W, Kowatch R, Lin S, Splaingard M, Huang Y. **2015**. Interactive cohort identification of sleep disorder patients using natural language processing and i2b2. *Appl. Clin. Inform.* 6(2): 345–63

[Crossref](#) (/servlet/linkout?suffix=B73&dbid=16&doi=10.1146%2Fannurev-biodatasci-080917-013459&key=10.4338%2FACI-2014-11-RA-0106) | [Medline](#) (/servlet/linkout?suffix=B73&dbid=8&doi=10.1146%2Fannurev-biodatasci-080917-013459&key=26171080) | [Web of Science](#)<sup>®</sup> (/servlet/linkout?suffix=B73&dbid=128&doi=10.1146%2Fannurev-biodatasci-080917-013459&key=000358661700002) | [Google Scholar](#) (http://scholar.google.com/scholar\_lookup?hl=en&publication\_year=2015&pages=345-63&issue=2&author=W+Chen&author=R+Kowatch&author=S+Lin&author=M+Splaingard&aut

Article Location

74. Cui L, Bozorgi A, Lhatoo SD, Zhang G-Q, Sahoo SS. **2012**. EpiDEA: extracting structured epilepsy and seizure information from patient discharge summaries for cohort identification. *AMIA Annu. Symp. Proc.* 2012: 1191–200

[Medline](#) (/servlet/linkout?suffix=B74&dbid=8&doi=10.1146%2Fannurev-biodatasci-080917-013459&key=23304396) | [Google Scholar](#)


(http://scholar.google.com/scholar\_lookup?hl=en&publication\_year=2012&pages=1191-




200&author=L+Cui&author=A+Bozorgi&author=SD+Lhatoo&author=G-Q+Zhang&author=SS+Sahoo&title=EpiDEA%3A+extracting+structured+epilepsy+and+seizure

Article Location

75. Banda JM, Seneviratne M, Hernandez-Boussard T, Shah NH. **2018**. Advances in electronic phenotyping: from rule-based definitions to machine learning models. *Annu. Rev. Biomed. Data Sci.* 1: 53–68


 Link (<https://www.annualreviews.org/doi/10.1146/annurev-biodatasci-080917-013315>) | Google Scholar ([http://scholar.google.com/scholar\\_lookup?hl=en&publication\\_year=2018&pages=53-68&author=JM+Banda&author=M+Seneviratne&author=T+Hernandez-Boussard&author=NH+Shah&title=Advances+in+electronic+phenotyping%3A+from+rule-based+definitions+to+machine+learning+models&](http://scholar.google.com/scholar_lookup?hl=en&publication_year=2018&pages=53-68&author=JM+Banda&author=M+Seneviratne&author=T+Hernandez-Boussard&author=NH+Shah&title=Advances+in+electronic+phenotyping%3A+from+rule-based+definitions+to+machine+learning+models&)) |

76. Zhang Y-F, Gou L, Zhou T-S, Lin D-N, Zheng J, et al. **2017**. An ontology-based approach to patient follow-up assessment for continuous and personalized chronic disease management. *J. Biomed. Inform.* 72: 45–59

 Crossref (</servlet/linkout?suffix=B76&dbid=16&doi=10.1146%2Fannurev-biodatasci-080917-013459&key=10.1016%2Fj.jbi.2017.06.021>) |  Medline (</servlet/linkout?suffix=B76&dbid=8&doi=10.1146%2Fannurev-biodatasci-080917-013459&key=28676255>) |  *Web of Science*<sup>®</sup> (</servlet/linkout?suffix=B76&dbid=128&doi=10.1146%2Fannurev-biodatasci-080917-013459&key=000409394700005>) | Google Scholar ([http://scholar.google.com/scholar\\_lookup?hl=en&publication\\_year=2017&pages=45-59&author=Y-F+Zhang&author=L+Gou&author=T-S+Zhou&author=D-N+Lin&author=J+Zheng&title=An+ontology-based+approach+to+patient+follow-up+assessment+for+continuous+and+personalized+chronic+disease+management&](http://scholar.google.com/scholar_lookup?hl=en&publication_year=2017&pages=45-59&author=Y-F+Zhang&author=L+Gou&author=T-S+Zhou&author=D-N+Lin&author=J+Zheng&title=An+ontology-based+approach+to+patient+follow-up+assessment+for+continuous+and+personalized+chronic+disease+management&)) |

Article Location

77. Rosier A, Mabo P, Temal L, Van Hille P, Dameron O, et al. **2016**. Remote monitoring of cardiac implantable devices: ontology driven classification of the alerts. *Stud. Health Technol. Inform.* 221: 59–63

 Medline (</servlet/linkout?suffix=B77&dbid=8&doi=10.1146%2Fannurev-biodatasci-080917-013459&key=27071877>) | Google Scholar ([http://scholar.google.com/scholar\\_lookup?hl=en&publication\\_year=2016&pages=59-63&author=A+Rosier&author=P+Mabo&author=L+Temal&author=P+Van+Hille&author=O+Dai](http://scholar.google.com/scholar_lookup?hl=en&publication_year=2016&pages=59-63&author=A+Rosier&author=P+Mabo&author=L+Temal&author=P+Van+Hille&author=O+Dai))

Article Location

78. Wunsch G, da Costa CA, Righi RR. **2017**. A semantic-based model for triage patients in emergency departments. *J. Med. Syst.* 41(4): 65  
[Crossref](#) (/servlet/linkout?suffix=B78&dbid=16&doi=10.1146%2Fannurev-biodatasci-080917-013459&key=10.1007%2Fs10916-017-0710-y) | [Medline](#) (/servlet/linkout?suffix=B78&dbid=8&doi=10.1146%2Fannurev-biodatasci-080917-013459&key=28283999) | [Web of Science](#)<sup>®</sup> (/servlet/linkout?suffix=B78&dbid=128&doi=10.1146%2Fannurev-biodatasci-080917-013459&key=000399826300018) | [Google Scholar](#) ([http://scholar.google.com/scholar\\_lookup?hl=en&publication\\_year=2017&pages=65&issue=4&author=G+Wunsch&author=CA+da+Costa+based+model+for+triage+patients+in+emergency+departments&](http://scholar.google.com/scholar_lookup?hl=en&publication_year=2017&pages=65&issue=4&author=G+Wunsch&author=CA+da+Costa+based+model+for+triage+patients+in+emergency+departments&)) |

#### Article Location

79. Alexiou A, Psiha M, Vlamos P. **2015**. Towards an expert system for accurate diagnosis and progress monitoring of Parkinson's disease. *Adv. Exp. Med. Biol.* 822: 151–64  
[Crossref](#) (/servlet/linkout?suffix=B79&dbid=16&doi=10.1146%2Fannurev-biodatasci-080917-013459&key=10.1007%2F978-3-319-08927-0\_17) | [Medline](#) (/servlet/linkout?suffix=B79&dbid=8&doi=10.1146%2Fannurev-biodatasci-080917-013459&key=25416985) | [Web of Science](#)<sup>®</sup> (/servlet/linkout?suffix=B79&dbid=128&doi=10.1146%2Fannurev-biodatasci-080917-013459&key=000349864000017) | [Google Scholar](#) ([http://scholar.google.com/scholar\\_lookup?hl=en&publication\\_year=2015&pages=151-64&author=A+Alexiou&author=M+Psiha&author=P+Vlamos&title=Towards+an+expert+system](http://scholar.google.com/scholar_lookup?hl=en&publication_year=2015&pages=151-64&author=A+Alexiou&author=M+Psiha&author=P+Vlamos&title=Towards+an+expert+system)) |

#### Article Location

80. Carletti G, Giuliadori P, Di Pietri V, Peretti A, Amenta F. **2016**. An ontology-based consultation system to support medical care on board seagoing vessels. *Int. Marit. Health* 67(1): 14–20  
[Crossref](#) (/servlet/linkout?suffix=B80&dbid=16&doi=10.1146%2Fannurev-biodatasci-080917-013459&key=10.5603%2FIMH.2016.0004) | [Medline](#) (/servlet/linkout?suffix=B80&dbid=8&doi=10.1146%2Fannurev-biodatasci-080917-013459&key=27029924) | [Web of Science](#)<sup>®</sup> (/servlet/linkout?suffix=B80&dbid=128&doi=10.1146%2Fannurev-biodatasci-080917-013459&key=000378160100004) | [Google Scholar](#) ([http://scholar.google.com/scholar\\_lookup?hl=en&publication\\_year=2016&pages=14-20&issue=1&author=G+Carletti&author=P+Giuliadori&author=V+Di+Pietri&author=A+Peretti&based+consultation+system+to+support+medical+care+on+board+seagoing+vessels&](http://scholar.google.com/scholar_lookup?hl=en&publication_year=2016&pages=14-20&issue=1&author=G+Carletti&author=P+Giuliadori&author=V+Di+Pietri&author=A+Peretti&based+consultation+system+to+support+medical+care+on+board+seagoing+vessels&)) |

#### Article Location

81. Maurice P, Dhombres F, Blondiaux E, Friszer S, Guilbaud L, et al. **2017**. Towards ontology-

based decision support systems for complex ultrasound diagnosis in obstetrics and gynecology. *J. Gynecol. Obstet. Hum. Reprod.* 46(5): 423–29

[Crossref \(/servlet/linkout?suffix=B81&dbid=16&doi=10.1146%2Fannurev-biodatasci-080917-013459&key=10.1016%2Fj.jogoh.2017.03.004\)](#) | [Medline \(/servlet/linkout?suffix=B81&dbid=8&doi=10.1146%2Fannurev-biodatasci-080917-013459&key=28934086\)](#) | [Web of Science® \(/servlet/linkout?suffix=B81&dbid=128&doi=10.1146%2Fannurev-biodatasci-080917-013459&key=000423886000007\)](#) | [Google Scholar \(http://scholar.google.com/scholar\\_lookup?hl=en&publication\\_year=2017&pages=423-29&issue=5&author=P+Maurice&author=F+Dhombres&author=E+Blondiaux&author=S+Frisze+based+decision+support+systems+for+complex+ultrasound+diagnosis+in+obstetrics+and+gy](#)

Article Location

82. Abidi S. **2017**. A knowledge-modeling approach to integrate multiple clinical practice guidelines to provide evidence-based clinical decision support for managing comorbid conditions. *J. Med. Syst.* 41(12): 193

[Crossref \(/servlet/linkout?suffix=B82&dbid=16&doi=10.1146%2Fannurev-biodatasci-080917-013459&key=10.1007%2Fs10916-017-0841-1\)](#) | [Medline \(/servlet/linkout?suffix=B82&dbid=8&doi=10.1146%2Fannurev-biodatasci-080917-013459&key=29076113\)](#) | [Web of Science® \(/servlet/linkout?suffix=B82&dbid=128&doi=10.1146%2Fannurev-biodatasci-080917-013459&key=000413673900009\)](#) | [Google Scholar \(http://scholar.google.com/scholar\\_lookup?hl=en&publication\\_year=2017&pages=193&issue=12&author=S+Abidi&title=A+knowledge-modeling+approach+to+integrate+multiple+clinical+practice+guidelines+to+provide+evidence-based+clinical+decision+support+for+managing+comorbid+conditions&\)](#) |


Article Location

83. Lin Y, Staes CJ, Shields DE, Kandula V, Welch BM, Kawamoto K. **2015**. Design, development, and initial evaluation of a terminology for clinical decision support and electronic clinical quality measurement. *AMIA Annu. Symp. Proc.* 2015: 843–51

[Medline \(/servlet/linkout?suffix=B83&dbid=8&doi=10.1146%2Fannurev-biodatasci-080917-013459&key=26958220\)](#) | [Google Scholar \(http://scholar.google.com/scholar\\_lookup?hl=en&publication\\_year=2015&pages=843-51&author=Y+Lin&author=CJ+Staes&author=DE+Shields&author=V+Kandula&author=BM+Welch](#)



Article Location

84. Köhler S, Doelken SC, Ruff BJ, Bauer S, Washington N, et al. **2013**. Construction and accessibility of a cross-species phenotype ontology along with gene annotations for biomedical research. *F1000Research* 2: 30

 [Medline \(/servlet/linkout?suffix=B84&dbid=8&doi=10.1146%2Fannurev-biodatasci-080917-013459&key=24358873\)](#) | [Google Scholar \(http://scholar.google.com/scholar\\_lookup?hl=en&publication\\_year=2013&pages=30&author=S+K%C3%B6hler&author=SC+Doelken&author=species+phenotype+ontology+along+with+gene+annotations+for+biomedical+research&\)](#) |




Article Location

85. Smedley D, Oellrich A, Köhler S, Ruef B, Sanger Mouse Genet. Proj., et al. **2013**. PhenoDigm: analyzing curated annotations to associate animal models with human diseases. *Database* 2013: bat025

 [Crossref \(/servlet/linkout?suffix=B85&dbid=16&doi=10.1146%2Fannurev-biodatasci-080917-013459&key=10.1093%2Fdatabase%2Fbat025\)](#) |  [Medline \(/servlet/linkout?suffix=B85&dbid=8&doi=10.1146%2Fannurev-biodatasci-080917-013459&key=23660285\)](#) | [Google Scholar \(http://scholar.google.com/scholar\\_lookup?hl=en&publication\\_year=2013&pages=bat025&author=D+Smedley&author=A+Oellrich&author=](#)




Article Location

86. Bauer S, Köhler S, Schulz MH, Robinson PN. **2012**. Bayesian ontology querying for accurate and noise-tolerant semantic searches. *Bioinformatics* 28(19): 2502–8

 [Crossref \(/servlet/linkout?suffix=B86&dbid=16&doi=10.1146%2Fannurev-biodatasci-080917-013459&key=10.1093%2Fbioinformatics%2Fbts471\)](#) |  [Medline \(/servlet/linkout?suffix=B86&dbid=8&doi=10.1146%2Fannurev-biodatasci-080917-013459&key=22843981\)](#) |  [Web of Science® \(/servlet/linkout?suffix=B86&dbid=128&doi=10.1146%2Fannurev-biodatasci-080917-013459&key=000309687500013\)](#) | [Google Scholar \(http://scholar.google.com/scholar\\_lookup?hl=en&publication\\_year=2012&pages=2502-8&issue=19&author=S+Bauer&author=S+K%C3%B6hler&author=MH+Schulz&author=PN+Robinson&author=Bayesian+ontology+querying+for+accurate+and+noise-tolerant+semantic+searches&\)](#) |

Article Location

87. Köhler S, Schulz MH, Krawitz P, Bauer S, Dölken S, et al. **2009**. Clinical diagnostics in human genetics with semantic similarity searches in ontologies. *Am. J. Hum. Genet.* 85(4): 457–64

 [Crossref \(/servlet/linkout?suffix=B87&dbid=16&doi=10.1146%2Fannurev-biodatasci-080917-013459&key=10.1016%2Fj.ajhg.2009.09.003\)](#) |  [Medline \(/servlet/linkout?suffix=B87&dbid=8&doi=10.1146%2Fannurev-biodatasci-080917-013459&key=19800049\)](#) |  [Web of Science® \(/servlet/linkout?suffix=B87&dbid=128&doi=10.1146%2Fannurev-biodatasci-080917-013459&key=000270836000003\)](#) | [Google Scholar \(http://scholar.google.com/scholar\\_lookup?hl=en&publication\\_year=2009&pages=457-](#)

Article Location

88. Zemojtel T, Köhler S, Mackenroth L, Jäger M, Hecht J, et al. **2014**. Effective diagnosis of genetic disease by computational phenotype analysis of the disease-associated genome. *Sci. Transl. Med.* 6(252): 252ra123

[Crossref](#) (/servlet/linkout?suffix=B88&dbid=16&doi=10.1146%2Fannurev-biodatasci-080917-013459&key=10.1126%2Fscitranslmed.3009262) | [Medline](#) (/servlet/linkout?suffix=B88&dbid=8&doi=10.1146%2Fannurev-biodatasci-080917-013459&key=25186178) |

[Web of Science](#)<sup>®</sup> (/servlet/linkout?suffix=B88&dbid=128&doi=10.1146%2Fannurev-biodatasci-080917-013459&key=000341305400007) | [Google Scholar](#)

([http://scholar.google.com/scholar\\_lookup?](http://scholar.google.com/scholar_lookup?hl=en&publication_year=2014&pages=252ra123&issue=252&author=T+Zemojtel&author=S+K)

[hl=en&publication\\_year=2014&pages=252ra123&issue=252&author=T+Zemojtel&author=S+K](http://scholar.google.com/scholar_lookup?hl=en&publication_year=2014&pages=252ra123&issue=252&author=T+Zemojtel&author=S+K)  
[associated+genome&](http://scholar.google.com/scholar_lookup?hl=en&publication_year=2014&pages=252ra123&issue=252&author=T+Zemojtel&author=S+K)) |

Article Location

89. Smedley D, Jacobsen JOB, Jäger M, Köhler S, Holtgrewe M, et al. **2015**. Next-generation diagnostics and disease-gene discovery with the Exomiser. *Nat. Protoc.* 10(12): 2004–15

[Crossref](#) (/servlet/linkout?suffix=B89&dbid=16&doi=10.1146%2Fannurev-biodatasci-080917-013459&key=10.1038%2Fnprot.2015.124) | [Medline](#) (/servlet/linkout?suffix=B89&dbid=8&doi=10.1146%2Fannurev-biodatasci-080917-013459&key=26562621) |

[Web of Science](#)<sup>®</sup> (/servlet/linkout?suffix=B89&dbid=128&doi=10.1146%2Fannurev-biodatasci-080917-013459&key=000366122600008) | [Google Scholar](#)

([http://scholar.google.com/scholar\\_lookup?hl=en&publication\\_year=2015&pages=2004-](http://scholar.google.com/scholar_lookup?hl=en&publication_year=2015&pages=2004-15&issue=12&author=D+Smedley&author=JOB+Jacobsen&author=M+J%C3%A4ger&author=generation+diagnostics+and+disease-gene+discovery+with+the+Exomiser&)

[15&issue=12&author=D+Smedley&author=JOB+Jacobsen&author=M+J%C3%A4ger&author=](http://scholar.google.com/scholar_lookup?hl=en&publication_year=2015&pages=2004-15&issue=12&author=D+Smedley&author=JOB+Jacobsen&author=M+J%C3%A4ger&author=generation+diagnostics+and+disease-gene+discovery+with+the+Exomiser&)  
[generation+diagnostics+and+disease-gene+discovery+with+the+Exomiser&](http://scholar.google.com/scholar_lookup?hl=en&publication_year=2015&pages=2004-15&issue=12&author=D+Smedley&author=JOB+Jacobsen&author=M+J%C3%A4ger&author=generation+diagnostics+and+disease-gene+discovery+with+the+Exomiser&)) |

Article Location

90. Bone WP, Washington NL, Buske OJ, Adams DR, Davis J, et al. **2016**. Computational evaluation of exome sequence data using human and model organism phenotypes improves diagnostic efficiency. *Genet. Med.* 18(6): 608–17

[Crossref](#) (/servlet/linkout?suffix=B90&dbid=16&doi=10.1146%2Fannurev-biodatasci-080917-013459&key=10.1038%2Fgim.2015.137) | [Medline](#) (/servlet/linkout?suffix=B90&dbid=8&doi=10.1146%2Fannurev-biodatasci-080917-013459&key=26562225) |

[Web of Science](#)<sup>®</sup> (/servlet/linkout?suffix=B90&dbid=128&doi=10.1146%2Fannurev-biodatasci-080917-013459&key=000378184300010) | [Google Scholar](#)

(

Article Locations:

91. Singleton MV, Guthery SL, Voelkerding KV, Chen K, Kennedy B, et al. **2014**. Phevor combines multiple biomedical ontologies for accurate identification of disease-causing alleles in single individuals and small nuclear families. *Am. J. Hum. Genet.* 94(4): 599–610
- [Crossref](#) (/servlet/linkout?suffix=B91&dbid=16&doi=10.1146%2Fannurev-biodatasci-080917-013459&key=10.1016%2Fj.ajhg.2014.03.010) | [Medline](#) (/servlet/linkout?suffix=B91&dbid=8&doi=10.1146%2Fannurev-biodatasci-080917-013459&key=24702956) | [Web of Science](#)<sup>®</sup> (/servlet/linkout?suffix=B91&dbid=128&doi=10.1146%2Fannurev-biodatasci-080917-013459&key=000333765300010) | [Google Scholar](#) ([http://scholar.google.com/scholar\\_lookup?hl=en&publication\\_year=2014&pages=599-610&issue=4&author=MV+Singleton&author=SL+Guthery&author=KV+Voelkerding&author=Kcausing+alleles+in+single+individuals+and+small+nuclear+families&](http://scholar.google.com/scholar_lookup?hl=en&publication_year=2014&pages=599-610&issue=4&author=MV+Singleton&author=SL+Guthery&author=KV+Voelkerding&author=Kcausing+alleles+in+single+individuals+and+small+nuclear+families&)) |

Article Location

92. Posey JE, Harel T, Liu P, Rosenfeld JA, James RA, et al. **2017**. Resolution of disease phenotypes resulting from multilocus genomic variation. *N. Engl. J. Med.* 376(1): 21–31
- [Crossref](#) (/servlet/linkout?suffix=B92&dbid=16&doi=10.1146%2Fannurev-biodatasci-080917-013459&key=10.1056%2FNEJMoa1516767) | [Medline](#) (/servlet/linkout?suffix=B92&dbid=8&doi=10.1146%2Fannurev-biodatasci-080917-013459&key=27959697) | [Web of Science](#)<sup>®</sup> (/servlet/linkout?suffix=B92&dbid=128&doi=10.1146%2Fannurev-biodatasci-080917-013459&key=000391177100005) | [Google Scholar](#) ([http://scholar.google.com/scholar\\_lookup?hl=en&publication\\_year=2017&pages=21-31&issue=1&author=JE+Posey&author=T+Harel&author=P+Liu&author=JA+Rosenfeld&autho](http://scholar.google.com/scholar_lookup?hl=en&publication_year=2017&pages=21-31&issue=1&author=JE+Posey&author=T+Harel&author=P+Liu&author=JA+Rosenfeld&autho)) |

Article Location

93. Philippakis AA, Azzariti DR, Beltran S, Brookes AJ, Brownstein CA, et al. **2015**. The Matchmaker Exchange: a platform for rare disease gene discovery. *Hum. Mutat.* 36(10): 915–21
- [Crossref](#) (/servlet/linkout?suffix=B93&dbid=16&doi=10.1146%2Fannurev-biodatasci-080917-013459&key=10.1002%2Fhumu.22858) | [Medline](#) (/servlet/linkout?suffix=B93&dbid=8&doi=10.1146%2Fannurev-biodatasci-080917-013459&key=26295439) | [Web of Science](#)<sup>®</sup> (/servlet/linkout?suffix=B93&dbid=128&doi=10.1146%2Fannurev-biodatasci-080917-013459&key=000362989500001) | [Google Scholar](#) ([http://scholar.google.com/scholar\\_lookup?hl=en&publication\\_year=2015&pages=915-21&issue=10&author=AA+Philippakis&author=DR+Azzariti&author=S+Beltran&author=AJ+Bro](http://scholar.google.com/scholar_lookup?hl=en&publication_year=2015&pages=915-21&issue=10&author=AA+Philippakis&author=DR+Azzariti&author=S+Beltran&author=AJ+Bro)) |

Article Location

More AR articles citing this reference

94. Health Level Seven Int. *HL7 implementation guide for CDA<sup>®</sup> release 2: consolidated CDA templates for clinical notes*. Prod. Brief, updated Feb. 6, 2018, Ann Arbor, MI.

**[http://www.hl7.org/implement/standards/product\\_brief.cfm?product\\_id=379](http://www.hl7.org/implement/standards/product_brief.cfm?product_id=379)**

([http://www.hl7.org/implement/standards/product\\_brief.cfm?product\\_id=379](http://www.hl7.org/implement/standards/product_brief.cfm?product_id=379))


Google Scholar ([http://scholar.google.com/scholar?](http://scholar.google.com/scholar?hl=en&q=%E2%80%82+Health+Level+Seven+Int.++HL7+implementation+guide+for+CDA)


[hl=en&q=%E2%80%82+Health+Level+Seven+Int.++HL7+implementation+guide+for+CDA](http://scholar.google.com/scholar?hl=en&q=%E2%80%82+Health+Level+Seven+Int.++HL7+implementation+guide+for+CDA)

Article Location

95. Boyce RD, Ryan PB, Norén GN, Schuemie MJ, Reich C, et al. **2014**. Bridging islands of information to establish an integrated knowledge base of drugs and health outcomes of interest. *Drug Saf.* 37(8): 557–67

 Crossref (</servlet/linkout?suffix=B95&dbid=16&doi=10.1146%2Fannurev-biodatasci-080917-013459&key=10.1007%2Fs40264-014-0189-0>) |

 Medline (</servlet/linkout?suffix=B95&dbid=8&doi=10.1146%2Fannurev-biodatasci-080917-013459&key=24985530>) |

 *Web of Science*<sup>®</sup> (</servlet/linkout?suffix=B95&dbid=128&doi=10.1146%2Fannurev-biodatasci-080917-013459&key=000344614700001>) |

Google Scholar

([http://scholar.google.com/scholar\\_lookup?hl=en&publication\\_year=2014&pages=557-](http://scholar.google.com/scholar_lookup?hl=en&publication_year=2014&pages=557-67&issue=8&author=RD+Boyce&author=PB+Ryan&author=GN+Nor%C3%A9n&author=MJ+Sc)

[67&issue=8&author=RD+Boyce&author=PB+Ryan&author=GN+Nor%C3%A9n&author=MJ+Sc](http://scholar.google.com/scholar_lookup?hl=en&publication_year=2014&pages=557-67&issue=8&author=RD+Boyce&author=PB+Ryan&author=GN+Nor%C3%A9n&author=MJ+Sc)

[67&issue=8&author=RD+Boyce&author=PB+Ryan&author=GN+Nor%C3%A9n&author=MJ+Sc](http://scholar.google.com/scholar_lookup?hl=en&publication_year=2014&pages=557-67&issue=8&author=RD+Boyce&author=PB+Ryan&author=GN+Nor%C3%A9n&author=MJ+Sc)

Article Location

96. Chakrabarti S, Sen A, Huser V, Hrubby GW, Rusanov A, et al. **2017**. An interoperable similarity-based cohort identification method using the OMOP common data model version 5.0. *Int. J. Healthc. Inf. Syst. Inform.* 1(1): 1–18

Google Scholar ([http://scholar.google.com/scholar\\_lookup?](http://scholar.google.com/scholar_lookup?hl=en&publication_year=2017&pages=1-18&issue=1&author=S+Chakrabarti&author=A+Sen&author=V+Huser&author=GW+Hrubby&author=GW+Hrubby&author=V+Huser&author=A+Sen&author=S+Chakrabarti)

[hl=en&publication\\_year=2017&pages=1-](http://scholar.google.com/scholar_lookup?hl=en&publication_year=2017&pages=1-18&issue=1&author=S+Chakrabarti&author=A+Sen&author=V+Huser&author=GW+Hrubby&author=GW+Hrubby&author=V+Huser&author=A+Sen&author=S+Chakrabarti)


[18&issue=1&author=S+Chakrabarti&author=A+Sen&author=V+Huser&author=GW+Hrubby&au](http://scholar.google.com/scholar_lookup?hl=en&publication_year=2017&pages=1-18&issue=1&author=S+Chakrabarti&author=A+Sen&author=V+Huser&author=GW+Hrubby&author=GW+Hrubby&author=V+Huser&author=A+Sen&author=S+Chakrabarti)

[based+cohort+identification+method+using+the+OMOP+common+data+model+version+5.0](http://scholar.google.com/scholar_lookup?hl=en&publication_year=2017&pages=1-18&issue=1&author=S+Chakrabarti&author=A+Sen&author=V+Huser&author=GW+Hrubby&author=GW+Hrubby&author=V+Huser&author=A+Sen&author=S+Chakrabarti)


Article Location

97. Clin. Cancer Genome Task Team Glob. Alliance Genom. Health. **2017**. Sharing clinical and genomic data on cancer—the need for global solutions. *N. Engl. J. Med.* 376(21): 2006–9

 Crossref (</servlet/linkout?suffix=B97&dbid=16&doi=10.1146%2Fannurev-biodatasci-080917-013459&key=10.1056%2FNEJMp1612254>) |

 Medline (</servlet/linkout?suffix=B97&dbid=8&doi=10.1146%2Fannurev-biodatasci-080917-013459&key=28538124>) |

 *Web of Science*<sup>®</sup> (</servlet/linkout?suffix=B97&dbid=128&doi=10.1146%2Fannurev-biodatasci-080917-013459&key=10.1056%2FNEJMp1612254>) |


 *Web of Science*<sup>®</sup> (</servlet/linkout?suffix=B97&dbid=128&doi=10.1146%2Fannurev-biodatasci-080917-013459&key=28538124>) |

biodatasci-080917-013459&key=000401959600003) | Google Scholar

([http://scholar.google.com/scholar\\_lookup?hl=en&publication\\_year=2017&pages=2006-9&issue=21&author=Clin.+Cancer+Genome+Task+Team+Glob.+Alliance+Genom.+Health.&titl](http://scholar.google.com/scholar_lookup?hl=en&publication_year=2017&pages=2006-9&issue=21&author=Clin.+Cancer+Genome+Task+Team+Glob.+Alliance+Genom.+Health.&titl))

Article Location

98. Kock-Schoppenhauer A-K, Kamann C, Ulrich H, Duhm-Harbeck P, Ingenerf J. **2017**. Linked data applications through ontology based data access in clinical research. *Stud. Health Technol. Inform.* 235: 131–35

 Medline (</servlet/linkout?suffix=B98&dbid=8&doi=10.1146%2Fannurev-biodatasci-080917-013459&key=28423769>) | Google Scholar



([http://scholar.google.com/scholar\\_lookup?hl=en&publication\\_year=2017&pages=131-35&author=A-K+Kock-](http://scholar.google.com/scholar_lookup?hl=en&publication_year=2017&pages=131-35&author=A-K+Kock-)

[Schoppenhauer&author=C+Kamann&author=H+Ulrich&author=P+Duhm-](http://scholar.google.com/scholar_lookup?hl=en&publication_year=2017&pages=131-35&author=A-K+Kock-Schoppenhauer&author=C+Kamann&author=H+Ulrich&author=P+Duhm-)

[Harbeck&author=J+Ingenerf&title=Linked+data+applications+through+ontology+based+data](http://scholar.google.com/scholar_lookup?hl=en&publication_year=2017&pages=131-35&author=A-K+Kock-Schoppenhauer&author=C+Kamann&author=H+Ulrich&author=P+Duhm-Harbeck&author=J+Ingenerf&title=Linked+data+applications+through+ontology+based+data)

Article Location

99. Nussbaum RL, Rehm HL. **2015**. ClinGen and genetic testing: Drs. Nussbaum and Rehm reply. *N. Engl. J. Med.* 373(14): 1379

 Medline (</servlet/linkout?suffix=B99&dbid=8&doi=10.1146%2Fannurev-biodatasci-080917-013459&key=26430707>) |  *Web of Science*<sup>®</sup> ([/servlet/linkout?suffix=B99&dbid=128&doi=10.1146%2Fannurev-biodatasci-080917-](/servlet/linkout?suffix=B99&dbid=128&doi=10.1146%2Fannurev-biodatasci-080917-013459&key=000361948600026)



[013459&key=000361948600026](/servlet/linkout?suffix=B99&dbid=128&doi=10.1146%2Fannurev-biodatasci-080917-013459&key=000361948600026)) | Google Scholar

([http://scholar.google.com/scholar\\_lookup?](http://scholar.google.com/scholar_lookup?)

[hl=en&publication\\_year=2015&pages=1379&issue=14&author=RL+Nussbaum&author=HL+Re](http://scholar.google.com/scholar_lookup?hl=en&publication_year=2015&pages=1379&issue=14&author=RL+Nussbaum&author=HL+Re)

Article Location

100. Schulz S, Spackman K, James A, Cocos C, Boeker M. **2011**. Scalable representations of diseases in biomedical ontologies. *J. Biomed. Semant.* 2: S6

 Crossref (</servlet/linkout?suffix=B100&dbid=16&doi=10.1146%2Fannurev-biodatasci-080917-013459&key=10.1186%2F2041-1480-2-S2-S6>) |  Medline ([/servlet/linkout?suffix=B100&dbid=8&doi=10.1146%2Fannurev-biodatasci-080917-](/servlet/linkout?suffix=B100&dbid=8&doi=10.1146%2Fannurev-biodatasci-080917-013459&key=21624161)

[013459&key=21624161](/servlet/linkout?suffix=B100&dbid=8&doi=10.1146%2Fannurev-biodatasci-080917-013459&key=21624161)) | Google Scholar ([http://scholar.google.com/scholar\\_lookup?](http://scholar.google.com/scholar_lookup?)

[hl=en&publication\\_year=2011&pages=S6&author=S+Schulz&author=K+Spackman&author=A](http://scholar.google.com/scholar_lookup?hl=en&publication_year=2011&pages=S6&author=S+Schulz&author=K+Spackman&author=A)

Article Location

101. Mungall CJ, Koehler S, Robinson P, Holmes I, Haendel M. **2016**. k-BOOM: A Bayesian approach to ontology structure inference, with applications in disease ontology






construction. bioRxiv 048843. <https://doi.org/10.1101/048843>  
(<https://doi.org/10.1101/048843>)

Google Scholar ([http://scholar.google.com/scholar?](http://scholar.google.com/scholar?hl=en&q=)

[hl=en&q="+101.%E2%80%82++Mungall++CJ%2C++Koehler++S%2C++Robinson++P%2C++HollBOOM%3A+A+Bayesian+approach+to+ontology+structure+inference%2C+with+applications-](http://scholar.google.com/scholar?hl=en&q=)

Article Location


102. Mungall CJ, McMurry JA, Köhler S, Balhoff JP, Borromeo C, et al. **2017**. The Monarch Initiative: an integrative data and analytic platform connecting phenotypes to genotypes across species. *Nucleic Acids Res.* 45(D1): D712–22

 Crossref (</servlet/linkout?suffix=B102&dbid=16&doi=10.1146%2Fannurev-biodatasci-080917-013459&key=10.1093%2Fnar%2Fgkw1128>) |  Medline (</servlet/linkout?suffix=B102&dbid=8&doi=10.1146%2Fannurev-biodatasci-080917-013459&key=27899636>) |  *Web of Science*® (</servlet/linkout?suffix=B102&dbid=128&doi=10.1146%2Fannurev-biodatasci-080917-013459&key=000396575500100>) | Google Scholar

([http://scholar.google.com/scholar\\_lookup?hl=en&publication\\_year=2017&pages=D712-22&issue=D1&author=CJ+Mungall&author=JA+McMurry&author=S+K%C3%B6hler&author=J](http://scholar.google.com/scholar_lookup?hl=en&publication_year=2017&pages=D712-22&issue=D1&author=CJ+Mungall&author=JA+McMurry&author=S+K%C3%B6hler&author=J)

Article Location

103. Faria D, Jiménez-Ruiz E, Pesquita C, Santos E, Couto FM. **2014**. Towards annotating potential incoherences in BioPortal mappings. In *The Semantic Web: ISWC 2014*, ed. P Mika, T Tudorache, A Bernstein, C Welty, C Knoblock, et al., pp. 17–32. Lect. Notes Comput. Sci. 8797. Cham, Switz.: Springer Int.




 Crossref ([/servlet/linkout?suffix=B103&dbid=16&doi=10.1146%2Fannurev-biodatasci-080917-013459&key=10.1007%2F978-3-319-11915-1\\_2](/servlet/linkout?suffix=B103&dbid=16&doi=10.1146%2Fannurev-biodatasci-080917-013459&key=10.1007%2F978-3-319-11915-1_2)) | Google Scholar

([http://scholar.google.com/scholar\\_lookup?hl=en&publication\\_year=2014&pages=17-32&author=D+Faria&author=E+Jim%C3%A9nez-](http://scholar.google.com/scholar_lookup?hl=en&publication_year=2014&pages=17-32&author=D+Faria&author=E+Jim%C3%A9nez-)

[Ruiz&author=C+Pesquita&author=E+Santos&author=FM+Couto&title=The+Semantic+Web%3](http://scholar.google.com/scholar_lookup?hl=en&publication_year=2014&pages=17-32&author=D+Faria&author=E+Jim%C3%A9nez-)

Article Location

104. Banchereau R, Hong S, Cantarel B, Baldwin N, Baisch J, et al. **2016**. Personalized immunomonitoring uncovers molecular networks that stratify lupus patients. *Cell* 165(3): 551–65

 Crossref (</servlet/linkout?suffix=B104&dbid=16&doi=10.1146%2Fannurev-biodatasci-080917-013459&key=10.1016%2Fj.cell.2016.03.008>) |  Medline (</servlet/linkout?suffix=B104&dbid=8&doi=10.1146%2Fannurev-biodatasci-080917-013459&key=27040498>) |  *Web of Science*® (</servlet/linkout?>

suffix=B104&dbid=128&doi=10.1146%2Fannurev-biodatasci-080917-

013459&key=000374636800015) | Google Scholar

([http://scholar.google.com/scholar\\_lookup?hl=en&publication\\_year=2016&pages=551-65&issue=3&author=R+Banchereau&author=S+Hong&author=B+Cantarel&author=N+Baldwin](http://scholar.google.com/scholar_lookup?hl=en&publication_year=2016&pages=551-65&issue=3&author=R+Banchereau&author=S+Hong&author=B+Cantarel&author=N+Baldwin)

Article Location

More AR articles citing this reference

105. Natl. Res. Counc. **2011**. *Toward Precision Medicine: Building a Knowledge Network for Biomedical Research and a New Taxonomy of Disease*. Washington, DC: Natl. Acad. Press



Google Scholar ([http://scholar.google.com/scholar\\_lookup?](http://scholar.google.com/scholar_lookup?hl=en&publication_year=2011&author=Natl.+Res.+Counc.&title=Toward+Precision+Medicine)

[hl=en&publication\\_year=2011&author=Natl.+Res.+Counc.&title=Toward+Precision+Medicine](http://scholar.google.com/scholar_lookup?hl=en&publication_year=2011&author=Natl.+Res.+Counc.&title=Toward+Precision+Medicine)

Article Location

More AR articles citing this reference

106. Clare AJ, Wicky HE, Empson RM, Hughes SM. **2017**. RNA-sequencing analysis reveals a regulatory role for transcription factor *Fezf2* in the mature motor cortex. *Front. Mol. Neurosci.* 10: 283

 Crossref (</servlet/linkout?suffix=B106&dbid=16&doi=10.1146%2Fannurev-biodatasci-080917-013459&key=10.3389%2Ffnmol.2017.00283>) |  Medline ([/servlet/linkout?](/servlet/linkout?suffix=B106&dbid=8&doi=10.1146%2Fannurev-biodatasci-080917-013459&key=28936162)

[suffix=B106&dbid=8&doi=10.1146%2Fannurev-biodatasci-080917-](/servlet/linkout?suffix=B106&dbid=8&doi=10.1146%2Fannurev-biodatasci-080917-013459&key=28936162)

[013459&key=28936162](/servlet/linkout?suffix=B106&dbid=128&doi=10.1146%2Fannurev-biodatasci-080917-013459&key=000410093500001)) |  *Web of Science*<sup>®</sup> ([/servlet/linkout?](/servlet/linkout?suffix=B106&dbid=128&doi=10.1146%2Fannurev-biodatasci-080917-013459&key=000410093500001)

[suffix=B106&dbid=128&doi=10.1146%2Fannurev-biodatasci-080917-](/servlet/linkout?suffix=B106&dbid=128&doi=10.1146%2Fannurev-biodatasci-080917-013459&key=000410093500001)



[013459&key=000410093500001](http://scholar.google.com/scholar_lookup?hl=en&publication_year=2017&pages=283&author=AJ+Clare&author=HE+Wicky&author=RM+sequencing+analysis+reveals+a+regulatory+role+for+transcription+factor+Fezf2+in+the+mat)) | Google Scholar

([http://scholar.google.com/scholar\\_lookup?](http://scholar.google.com/scholar_lookup?hl=en&publication_year=2017&pages=283&author=AJ+Clare&author=HE+Wicky&author=RM+sequencing+analysis+reveals+a+regulatory+role+for+transcription+factor+Fezf2+in+the+mat)

[hl=en&publication\\_year=2017&pages=283&author=AJ+Clare&author=HE+Wicky&author=RM+sequencing+analysis+reveals+a+regulatory+role+for+transcription+factor+Fezf2+in+the+mat](http://scholar.google.com/scholar_lookup?hl=en&publication_year=2017&pages=283&author=AJ+Clare&author=HE+Wicky&author=RM+sequencing+analysis+reveals+a+regulatory+role+for+transcription+factor+Fezf2+in+the+mat)

Article Location

107. Eidsaa M, Stubbs L, Almaas E. **2017**. Comparative analysis of weighted gene co-expression networks in human and mouse. *PLOS ONE* 12(11): e0187611

 Crossref (</servlet/linkout?suffix=B107&dbid=16&doi=10.1146%2Fannurev-biodatasci-080917-013459&key=10.1371%2Fjournal.pone.0187611>) |  Medline ([/servlet/linkout?](/servlet/linkout?suffix=B107&dbid=8&doi=10.1146%2Fannurev-biodatasci-080917-013459&key=29161290)

[suffix=B107&dbid=8&doi=10.1146%2Fannurev-biodatasci-080917-](/servlet/linkout?suffix=B107&dbid=8&doi=10.1146%2Fannurev-biodatasci-080917-013459&key=29161290)

[013459&key=29161290](/servlet/linkout?suffix=B107&dbid=128&doi=10.1146%2Fannurev-biodatasci-080917-013459&key=000415987000012)) |  *Web of Science*<sup>®</sup> ([/servlet/linkout?](/servlet/linkout?suffix=B107&dbid=128&doi=10.1146%2Fannurev-biodatasci-080917-013459&key=000415987000012)

[suffix=B107&dbid=128&doi=10.1146%2Fannurev-biodatasci-080917-](/servlet/linkout?suffix=B107&dbid=128&doi=10.1146%2Fannurev-biodatasci-080917-013459&key=000415987000012)



[013459&key=000415987000012](http://scholar.google.com/scholar_lookup?hl=en&publication_year=2017&pages=283&author=AJ+Clare&author=HE+Wicky&author=RM+sequencing+analysis+reveals+a+regulatory+role+for+transcription+factor+Fezf2+in+the+mat)) | Google Scholar

([http://scholar.google.com/scholar\\_lookup?](http://scholar.google.com/scholar_lookup?hl=en&publication_year=2017&pages=283&author=AJ+Clare&author=HE+Wicky&author=RM+sequencing+analysis+reveals+a+regulatory+role+for+transcription+factor+Fezf2+in+the+mat)

hl=en&publication\_year=2017&pages=e0187611&issue=11&author=M+Eidsaa&author=L+Stul  
expression+networks+in+human+and+mouse&) |




#### Article Location

108. Menche J, Guney E, Sharma A, Branigan PJ, Loza MJ, et al. **2017**. Integrating personalized gene expression profiles into predictive disease-associated gene pools. *NPJ Syst. Biol. Appl.* 3: 10

 Crossref (/servlet/linkout?suffix=B108&dbid=16&doi=10.1146%2Fannurev-biodatasci-080917-013459&key=10.1038%2Fs41540-017-0009-0) |  Medline (/servlet/linkout?suffix=B108&dbid=8&doi=10.1146%2Fannurev-biodatasci-080917-013459&key=28649437) | Google Scholar ([http://scholar.google.com/scholar\\_lookup?hl=en&publication\\_year=2017&pages=10&author=J+Menche&author=E+Guney&author=A+Stul+expression+networks+in+human+and+mouse&](http://scholar.google.com/scholar_lookup?hl=en&publication_year=2017&pages=10&author=J+Menche&author=E+Guney&author=A+Stul+expression+networks+in+human+and+mouse&)) |



#### Article Location

109. Yu G, Wang L-G, Yan G-R, He Q-Y. **2015**. DOSE: an R/Bioconductor package for disease ontology semantic and enrichment analysis. *Bioinformatics* 31(4): 608–9

 Crossref (/servlet/linkout?suffix=B109&dbid=16&doi=10.1146%2Fannurev-biodatasci-080917-013459&key=10.1093%2Fbioinformatics%2Fbtu684) |  Medline (/servlet/linkout?suffix=B109&dbid=8&doi=10.1146%2Fannurev-biodatasci-080917-013459&key=25677125) |  *Web of Science*<sup>®</sup> (/servlet/linkout?suffix=B109&dbid=128&doi=10.1146%2Fannurev-biodatasci-080917-013459&key=000350059600025) | Google Scholar ([http://scholar.google.com/scholar\\_lookup?hl=en&publication\\_year=2015&pages=608-9&issue=4&author=G+Yu&author=L-G+Wang&author=G-R+Yan&author=Q-Y+He&title=DOSE%3A+an+R%2FBioconductor+package+for+disease+ontology+semantic+an](http://scholar.google.com/scholar_lookup?hl=en&publication_year=2015&pages=608-9&issue=4&author=G+Yu&author=L-G+Wang&author=G-R+Yan&author=Q-Y+He&title=DOSE%3A+an+R%2FBioconductor+package+for+disease+ontology+semantic+an))

#### Article Location

110. LePendou P, Musen MA, Shah NH. **2011**. Enabling enrichment analysis with the Human Disease Ontology. *J. Biomed. Inform.* 44: S31–38

 Crossref (/servlet/linkout?suffix=B110&dbid=16&doi=10.1146%2Fannurev-biodatasci-080917-013459&key=10.1016%2Fj.jbi.2011.04.007) |  Medline (/servlet/linkout?suffix=B110&dbid=8&doi=10.1146%2Fannurev-biodatasci-080917-013459&key=21550421) | Google Scholar ([http://scholar.google.com/scholar\\_lookup?hl=en&publication\\_year=2011&pages=S31-38&author=P+LePendou&author=MA+Musen&author=NH+Shah&title=Enabling+enrichment+a](http://scholar.google.com/scholar_lookup?hl=en&publication_year=2011&pages=S31-38&author=P+LePendou&author=MA+Musen&author=NH+Shah&title=Enabling+enrichment+a))

#### Article Location

111. Ibn-Salem J, Köhler S, Love MI, Chung H-R, Huang N, et al. **2014**. Deletions of chromosomal regulatory boundaries are associated with congenital disease. *Genome Biol.* 15(9): 423
- [Crossref](#) (/servlet/linkout?suffix=B111&dbid=16&doi=10.1146%2Fannurev-biodatasci-080917-013459&key=10.1186%2Fs13059-014-0423-1) | [Medline](#) (/servlet/linkout?suffix=B111&dbid=8&doi=10.1146%2Fannurev-biodatasci-080917-013459&key=25315429) | [Web of Science](#)<sup>®</sup> (/servlet/linkout?suffix=B111&dbid=128&doi=10.1146%2Fannurev-biodatasci-080917-013459&key=000346604700001) | [Google Scholar](#) ([http://scholar.google.com/scholar\\_lookup?hl=en&publication\\_year=2014&pages=423&issue=9&author=J+Ibn-Salem&author=S+K%C3%B6hler&author=MI+Love&author=H-R+Chung&author=N+Huang&title=Deletions+of+chromosomal+regulatory+boundaries+are+a](http://scholar.google.com/scholar_lookup?hl=en&publication_year=2014&pages=423&issue=9&author=J+Ibn-Salem&author=S+K%C3%B6hler&author=MI+Love&author=H-R+Chung&author=N+Huang&title=Deletions+of+chromosomal+regulatory+boundaries+are+a)

Article Location

More AR articles citing this reference

112. McLean CY, Bristor D, Hiller M, Clarke SL, Schaar BT, et al. **2010**. GREAT improves functional interpretation of cis-regulatory regions. *Nat. Biotechnol.* 28(5): 495–501
- [Crossref](#) (/servlet/linkout?suffix=B112&dbid=16&doi=10.1146%2Fannurev-biodatasci-080917-013459&key=10.1038%2Fnbt.1630) | [Medline](#) (/servlet/linkout?suffix=B112&dbid=8&doi=10.1146%2Fannurev-biodatasci-080917-013459&key=20436461) | [Web of Science](#)<sup>®</sup> (/servlet/linkout?suffix=B112&dbid=128&doi=10.1146%2Fannurev-biodatasci-080917-013459&key=000277452700030) | [Google Scholar](#) ([http://scholar.google.com/scholar\\_lookup?hl=en&publication\\_year=2010&pages=495-501&issue=5&author=CY+McLean&author=D+Bristor&author=M+Hiller&author=SL+Clarke&au-regulatory+regions&](http://scholar.google.com/scholar_lookup?hl=en&publication_year=2010&pages=495-501&issue=5&author=CY+McLean&author=D+Bristor&author=M+Hiller&author=SL+Clarke&au-regulatory+regions&)) |

Article Location

113. Greene CS, Krishnan A, Wong AK, Ricciotti E, Zelaya RA, et al. **2015**. Understanding multicellular function and disease with human tissue-specific networks. *Nat. Genet.* 47(6): 569–76




[Crossref](#) (/servlet/linkout?suffix=B113&dbid=16&doi=10.1146%2Fannurev-biodatasci-080917-013459&key=10.1038%2Fng.3259) | [Medline](#) (/servlet/linkout?suffix=B113&dbid=8&doi=10.1146%2Fannurev-biodatasci-080917-013459&key=25915600) | [Web of Science](#)<sup>®</sup> (/servlet/linkout?suffix=B113&dbid=128&doi=10.1146%2Fannurev-biodatasci-080917-

013459&key=000355386500005) | Google Scholar

([http://scholar.google.com/scholar\\_lookup?hl=en&publication\\_year=2015&pages=569-76&issue=6&author=CS+Greene&author=A+Krishnan&author=AK+Wong&author=E+Ricciotti&specific+networks&](http://scholar.google.com/scholar_lookup?hl=en&publication_year=2015&pages=569-76&issue=6&author=CS+Greene&author=A+Krishnan&author=AK+Wong&author=E+Ricciotti&specific+networks&)) |



Article Location

114. Sarntivijai S, Vasant D, Jupp S, Saunders G, Bento AP, et al. **2016**. Linking rare and common disease: mapping clinical disease-phenotypes to ontologies in therapeutic target validation. *J. Biomed. Semant.* 7: 8

 Crossref (</servlet/linkout?suffix=B114&dbid=16&doi=10.1146%2Fannurev-biodatasci-080917-013459&key=10.1186%2Fs13326-016-0051-7>) |  Medline (</servlet/linkout?suffix=B114&dbid=8&doi=10.1146%2Fannurev-biodatasci-080917-013459&key=27011785>) |  *Web of Science*<sup>®</sup> (</servlet/linkout?suffix=B114&dbid=128&doi=10.1146%2Fannurev-biodatasci-080917-013459&key=000373262000001>) | Google Scholar ([http://scholar.google.com/scholar\\_lookup?hl=en&publication\\_year=2016&pages=8&author=S+Sarntivijai&author=D+Vasant&author=S+phenotypes+to+ontologies+in+therapeutic+target+validation&](http://scholar.google.com/scholar_lookup?hl=en&publication_year=2016&pages=8&author=S+Sarntivijai&author=D+Vasant&author=S+phenotypes+to+ontologies+in+therapeutic+target+validation&)) |



Article Location

115. Opap K, Mulder N. **2017**. Recent advances in predicting gene–disease associations. *F1000Research* 6: 578

 Crossref (</servlet/linkout?suffix=B115&dbid=16&doi=10.1146%2Fannurev-biodatasci-080917-013459&key=10.12688%2Ff1000research.10788.1>) |  Medline (</servlet/linkout?suffix=B115&dbid=8&doi=10.1146%2Fannurev-biodatasci-080917-013459&key=28529714>) | Google Scholar ([http://scholar.google.com/scholar\\_lookup?hl=en&publication\\_year=2017&pages=578&author=K+Opap&author=N+Mulder&title=Recent-](http://scholar.google.com/scholar_lookup?hl=en&publication_year=2017&pages=578&author=K+Opap&author=N+Mulder&title=Recent-)

Article Location

116. Hu Y, Zhou W, Ren J, Dong L, Wang Y, et al. **2016**. Annotating the function of the human genome with Gene Ontology and Disease Ontology. *Biomed Res. Int.* 2016: 4130861

 Crossref (</servlet/linkout?suffix=B116&dbid=16&doi=10.1146%2Fannurev-biodatasci-080917-013459&key=10.1155%2F2016%2F4130861>) |  Medline (</servlet/linkout?suffix=B116&dbid=8&doi=10.1146%2Fannurev-biodatasci-080917-013459&key=27635398>) | Google Scholar ([http://scholar.google.com/scholar\\_lookup?hl=en&publication\\_year=2016&pages=4130861&author=Y+Hu&author=W+Zhou&author=J+R](http://scholar.google.com/scholar_lookup?hl=en&publication_year=2016&pages=4130861&author=Y+Hu&author=W+Zhou&author=J+R)

Article Location

117. Forrey AW, McDonald CJ, DeMoor G, Huff SM, Leavelle D, et al. **1996**. Logical observation identifier names and codes (LOINC) database: a public use set of codes and names for electronic reporting of clinical laboratory test results. *Clin. Chem.* 42(1): 81–90
- [Crossref](#) (/servlet/linkout?suffix=B117&dbid=8&doi=10.1146%2Fannurev-biodatasci-080917-013459&key=8565239) | [Web of Science](#)<sup>®</sup> (/servlet/linkout?suffix=B117&dbid=128&doi=10.1146%2Fannurev-biodatasci-080917-013459&key=A1996TR04000017) | [Google Scholar](#) ([http://scholar.google.com/scholar\\_lookup?hl=en&publication\\_year=1996&pages=81-90&issue=1&author=AW+Forrey&author=CJ+McDonald&author=G+DeMoor&author=SM+Huff](http://scholar.google.com/scholar_lookup?hl=en&publication_year=1996&pages=81-90&issue=1&author=AW+Forrey&author=CJ+McDonald&author=G+DeMoor&author=SM+Huff))
- More AR articles citing this reference
118. Maritz R, Aronsky D, Proding B. **2017**. The International Classification of Functioning, Disability and Health (ICF) in electronic health records: a systematic literature review. *Appl. Clin. Inform.* 8(3): 964–80
- [Crossref](#) (/servlet/linkout?suffix=B118&dbid=16&doi=10.1146%2Fannurev-biodatasci-080917-013459&key=10.4338%2FACI-2017050078) | [Medline](#) (/servlet/linkout?suffix=B118&dbid=8&doi=10.1146%2Fannurev-biodatasci-080917-013459&key=28933506) | [Web of Science](#)<sup>®</sup> (/servlet/linkout?suffix=B118&dbid=128&doi=10.1146%2Fannurev-biodatasci-080917-013459&key=000413010400017) | [Google Scholar](#) ([http://scholar.google.com/scholar\\_lookup?hl=en&publication\\_year=2017&pages=964-80&issue=3&author=R+Maritz&author=D+Aronsky&author=B+Proding&title=The+Internatic](http://scholar.google.com/scholar_lookup?hl=en&publication_year=2017&pages=964-80&issue=3&author=R+Maritz&author=D+Aronsky&author=B+Proding&title=The+Internatic))
119. Mitchell JA, Loughman WD, Epstein CJ. **1980**. GENFILES: a computerized medical genetics information network. II. MEDGEN: the clinical genetics system. *Am. J. Med. Genet.* 7(3): 251–66
- [Crossref](#) (/servlet/linkout?suffix=B119&dbid=16&doi=10.1146%2Fannurev-biodatasci-080917-013459&key=10.1002%2Fajmg.1320070304) | [Medline](#) (/servlet/linkout?suffix=B119&dbid=8&doi=10.1146%2Fannurev-biodatasci-080917-013459&key=7468653) | [Web of Science](#)<sup>®</sup> (/servlet/linkout?suffix=B119&dbid=128&doi=10.1146%2Fannurev-biodatasci-080917-013459&key=A1980KV08600003) | [Google Scholar](#) ([http://scholar.google.com/scholar\\_lookup?hl=en&publication\\_year=1980&pages=251-66&issue=3&author=JA+Mitchell&author=WD+Loughman&author=CJ+Epstein&title=GENFILE](http://scholar.google.com/scholar_lookup?hl=en&publication_year=1980&pages=251-66&issue=3&author=JA+Mitchell&author=WD+Loughman&author=CJ+Epstein&title=GENFILE))
120. Jouhet V, Mougin F, Bréchat B, Thiessard F. **2017**. Building a model for disease classification integration in oncology, an approach based on the national cancer institute thesaurus. *J. Biomed. Semant.* 8(1): 6

[Crossref \(/servlet/linkout?suffix=B120&dbid=16&doi=10.1146%2Fannurev-biodatasci-080917-013459&key=10.1186%2Fs13326-017-0114-4\)](#) | [Medline \(/servlet/linkout?suffix=B120&dbid=8&doi=10.1146%2Fannurev-biodatasci-080917-013459&key=28173841\)](#) | Google Scholar ([http://scholar.google.com/scholar\\_lookup?hl=en&publication\\_year=2017&pages=6&issue=1&author=V+Jouhet&author=F+Mougin&auth](http://scholar.google.com/scholar_lookup?hl=en&publication_year=2017&pages=6&issue=1&author=V+Jouhet&author=F+Mougin&auth))

121. Malone J, Holloway E, Adamusiak T, Kapushesky M, Zheng J, et al. **2010**. Modeling sample variables with an Experimental Factor Ontology. *Bioinformatics* 26(8): 1112–18








[Crossref \(/servlet/linkout?suffix=B121&dbid=16&doi=10.1146%2Fannurev-biodatasci-080917-013459&key=10.1093%2Fbioinformatics%2Fbtq099\)](#) | [Medline \(/servlet/linkout?suffix=B121&dbid=8&doi=10.1146%2Fannurev-biodatasci-080917-013459&key=20200009\)](#) | [Web of Science® \(/servlet/linkout?suffix=B121&dbid=128&doi=10.1146%2Fannurev-biodatasci-080917-013459&key=000276737100019\)](#) | Google Scholar ([http://scholar.google.com/scholar\\_lookup?hl=en&publication\\_year=2010&pages=1112-18&issue=8&author=J+Malone&author=E+Holloway&author=T+Adamusiak&author=M+Kapu](http://scholar.google.com/scholar_lookup?hl=en&publication_year=2010&pages=1112-18&issue=8&author=J+Malone&author=E+Holloway&author=T+Adamusiak&author=M+Kapu))

122. Kibbe WA, Arze C, Felix V, Mitraka E, Bolton E, et al. **2015**. Disease Ontology 2015 update: an expanded and updated database of human diseases for linking biomedical knowledge through disease data. *Nucleic Acids Res.* 43: D1071–78

[Crossref \(/servlet/linkout?suffix=B122&dbid=16&doi=10.1146%2Fannurev-biodatasci-080917-013459&key=10.1093%2Fnar%2Fgku1011\)](#) | [Medline \(/servlet/linkout?suffix=B122&dbid=8&doi=10.1146%2Fannurev-biodatasci-080917-013459&key=25348409\)](#) | [Web of Science® \(/servlet/linkout?suffix=B122&dbid=128&doi=10.1146%2Fannurev-biodatasci-080917-013459&key=000350210400157\)](#) | Google Scholar ([http://scholar.google.com/scholar\\_lookup?hl=en&publication\\_year=2015&pages=D1071-78&author=WA+Kibbe&author=C+Arze&author=V+Felix&author=E+Mitraka&author=E+Bolton](http://scholar.google.com/scholar_lookup?hl=en&publication_year=2015&pages=D1071-78&author=WA+Kibbe&author=C+Arze&author=V+Felix&author=E+Mitraka&author=E+Bolton))

123. Hayman GT, Laulerkind SJF, Smith JR, Wang S-J, Petri V, et al. **2016**. The Disease Portals, disease–gene annotation and the RGD disease ontology at the Rat Genome Database. *Database* 2016: baw034

[Crossref \(/servlet/linkout?suffix=B123&dbid=16&doi=10.1146%2Fannurev-biodatasci-080917-013459&key=10.1093%2Fdatabase%2Fbaw034\)](#) | [Medline \(/servlet/linkout?suffix=B123&dbid=8&doi=10.1146%2Fannurev-biodatasci-080917-013459&key=27009807\)](#) | Google Scholar ([http://scholar.google.com/scholar\\_lookup?hl=en&publication\\_year=2016&pages=baw034&author=GT+Hayman&author=SJF+Laulerki](http://scholar.google.com/scholar_lookup?hl=en&publication_year=2016&pages=baw034&author=GT+Hayman&author=SJF+Laulerki))







124. APA (Am. Psychiatr. Assoc.). **2013**. *Diagnostic and Statistical Manual of Mental Disorders*. Arlington, VA: APA. 5th ed.  
Google Scholar ([http://scholar.google.com/scholar\\_lookup?hl=en&publication\\_year=2013&author=APA+%28Am.+Psychiatr.+Assoc.%29.&title=Diagnostic](http://scholar.google.com/scholar_lookup?hl=en&publication_year=2013&author=APA+%28Am.+Psychiatr.+Assoc.%29.&title=Diagnostic))
125. Cowell LG, Smith B. **2010**. Infectious Disease Ontology. In *Infectious Disease Informatics*, ed. V Sintchenko, pp. 373–95. New York: Springer-Verlag  
 Crossref ([/servlet/linkout?suffix=B125&dbid=16&doi=10.1146/annurev-biodatasci-080917-013459&key=10.1007/978-1-4419-1327-2\\_19](http://dx.doi.org/10.1146/annurev-biodatasci-080917-013459&key=10.1007/978-1-4419-1327-2_19)) | Google Scholar ([http://scholar.google.com/scholar\\_lookup?hl=en&publication\\_year=2010&pages=373-95&author=LG+Cowell&author=B+Smith&title=Infectious+Disease+Informatics](http://scholar.google.com/scholar_lookup?hl=en&publication_year=2010&pages=373-95&author=LG+Cowell&author=B+Smith&title=Infectious+Disease+Informatics)) |
126. Gordon CL, Pouch S, Cowell LG, Boland MR, Platt HL, et al. **2013**. Design and evaluation of a bacterial clinical infectious diseases ontology. *AMIA Annu. Symp. Proc.* 2013: 502–11  
 Medline ([/servlet/linkout?suffix=B126&dbid=8&doi=10.1146/annurev-biodatasci-080917-013459&key=24551353](http://dx.doi.org/10.1146/annurev-biodatasci-080917-013459&key=24551353)) | Google Scholar ([http://scholar.google.com/scholar\\_lookup?hl=en&publication\\_year=2013&pages=502-11&author=CL+Gordon&author=S+Pouch&author=LG+Cowell&author=MR+Boland&author=H](http://scholar.google.com/scholar_lookup?hl=en&publication_year=2013&pages=502-11&author=CL+Gordon&author=S+Pouch&author=LG+Cowell&author=MR+Boland&author=H))
127. Younesi E, Malhotra A, Gündel M, Scordis P, Kodamullil AT, et al. **2015**. PDON: Parkinson's disease ontology for representation and modeling of the Parkinson's disease knowledge domain. *Theor. Biol. Med. Model.* 12(1): 20  
 Crossref ([/servlet/linkout?suffix=B127&dbid=16&doi=10.1146/annurev-biodatasci-080917-013459&key=10.1186/12976-015-0017-y](http://dx.doi.org/10.1146/annurev-biodatasci-080917-013459&key=10.1186/12976-015-0017-y)) |  Medline ([/servlet/linkout?suffix=B127&dbid=8&doi=10.1146/annurev-biodatasci-080917-013459&key=26395080](http://dx.doi.org/10.1146/annurev-biodatasci-080917-013459&key=26395080)) | Google Scholar ([http://scholar.google.com/scholar\\_lookup?hl=en&publication\\_year=2015&pages=20&issue=1&author=E+Younesi&author=A+Malhotra&](http://scholar.google.com/scholar_lookup?hl=en&publication_year=2015&pages=20&issue=1&author=E+Younesi&author=A+Malhotra&))
128. Mugzach O, Peleg M, Bagley SC, Guter SJ, Cook EH, Altman RB. **2015**. An ontology for Autism Spectrum Disorder (ASD) to infer ASD phenotypes from Autism Diagnostic Interview-Revised data. *J. Biomed. Inform.* 56: 333–47  
 Crossref ([/servlet/linkout?suffix=B128&dbid=16&doi=10.1016/j.jbi.2015.06.026](http://dx.doi.org/10.1016/j.jbi.2015.06.026)) |  Medline ([/servlet/linkout?suffix=B128&dbid=8&doi=10.1146/annurev-biodatasci-080917-013459&key=26151311](http://dx.doi.org/10.1146/annurev-biodatasci-080917-013459&key=26151311)) |  Web of Science® ([/servlet/linkout?](http://dx.doi.org/10.1146/annurev-biodatasci-080917-013459&key=26151311))



suffix=B128&dbid=128&doi=10.1146%2Fannurev-biodatasci-080917-

013459&key=000359752100030) | Google Scholar

([http://scholar.google.com/scholar\\_lookup?hl=en&publication\\_year=2015&pages=333-47&author=O+Mugzach&author=M+Peleg&author=SC+Bagley&author=SJ+Guter&author=EH+Revised+data&](http://scholar.google.com/scholar_lookup?hl=en&publication_year=2015&pages=333-47&author=O+Mugzach&author=M+Peleg&author=SC+Bagley&author=SJ+Guter&author=EH+Revised+data&)) |

129. McCray AT, Trevvett P, Frost HR. **2014**. Modeling the autism spectrum disorder phenotype. *Neuroinformatics* 12(2): 291–305
-  Crossref (</servlet/linkout?suffix=B129&dbid=16&doi=10.1146%2Fannurev-biodatasci-080917-013459&key=10.1007%2Fs12021-013-9211-4>) |  Medline (</servlet/linkout?suffix=B129&dbid=8&doi=10.1146%2Fannurev-biodatasci-080917-013459&key=24163114>) |  *Web of Science*® (</servlet/linkout?suffix=B129&dbid=128&doi=10.1146%2Fannurev-biodatasci-080917-013459&key=000335215600006>) | Google Scholar
- ([http://scholar.google.com/scholar\\_lookup?hl=en&publication\\_year=2014&pages=291-305&issue=2&author=AT+McCray&author=P+Trevvett&author=HR+Frost&title=Modeling+the+](http://scholar.google.com/scholar_lookup?hl=en&publication_year=2014&pages=291-305&issue=2&author=AT+McCray&author=P+Trevvett&author=HR+Frost&title=Modeling+the+)
130. Fisher HM, Hoehndorf R, Bazelato BS, Dadras SS, King LE Jr., et al. **2016**. DermO; an ontology for the description of dermatologic disease. *J. Biomed. Semant.* 7: 38
-  Crossref (</servlet/linkout?suffix=B130&dbid=16&doi=10.1146%2Fannurev-biodatasci-080917-013459&key=10.1186%2Fs13326-016-0085-x>) |  Medline (</servlet/linkout?suffix=B130&dbid=8&doi=10.1146%2Fannurev-biodatasci-080917-013459&key=27296450>) |  *Web of Science*® (</servlet/linkout?suffix=B130&dbid=128&doi=10.1146%2Fannurev-biodatasci-080917-013459&key=000379111700001>) | Google Scholar
- ([http://scholar.google.com/scholar\\_lookup?hl=en&publication\\_year=2016&pages=38&author=HM+Fisher&author=R+Hoehndorf&author=](http://scholar.google.com/scholar_lookup?hl=en&publication_year=2016&pages=38&author=HM+Fisher&author=R+Hoehndorf&author=)
131. Takatsuki T, Saito M, Kumagai S, Takayama E, Ohshima K, et al. *A RDF-based portal of biological phenotype data created in Japan*. Presented at Int. Semant. Web Conf., 15th, Kobe, Japan
- Google Scholar ([http://scholar.google.com/scholar\\_lookup?hl=en&author=T+Takatsuki&author=M+Saito&author=S+Kumagai&author=E+Takayama&author=K+Ohshima&author=K+Ohshima&title=A+RDF-based+portal+of+biological+phenotype+data+created+in+Japan](http://scholar.google.com/scholar_lookup?hl=en&author=T+Takatsuki&author=M+Saito&author=S+Kumagai&author=E+Takayama&author=K+Ohshima&author=K+Ohshima&title=A+RDF-based+portal+of+biological+phenotype+data+created+in+Japan)) |
132. Daughton AR, Priedhorsky R, Fairchild G, Generous N, Hengartner A, et al. **2017**. An extensible framework and database of infectious disease for biosurveillance. *BMC Infect.*

[Crossref \(/servlet/linkout?suffix=B132&dbid=16&doi=10.1146%2Fannurev-biodatasci-080917-013459&key=10.1186%2Fs12879-017-2650-z\)](#) | [Medline \(/servlet/linkout?suffix=B132&dbid=8&doi=10.1146%2Fannurev-biodatasci-080917-013459&key=28784113\)](#) | Google Scholar ([http://scholar.google.com/scholar\\_lookup?hl=en&publication\\_year=2017&pages=549&issue=1&author=AR+Daughton&author=R+Priedh](http://scholar.google.com/scholar_lookup?hl=en&publication_year=2017&pages=549&issue=1&author=AR+Daughton&author=R+Priedh))

133. Barton A, Barton A, Rosier A, Rosier A, Burgun A, Ethier J-F. **2014**. The cardiovascular disease ontology. In *Formal Ontology in Information Systems*, ed. P Garbacz, O Kutz, pp. 409–14. Front. Artif. Intell. Appl. 267. Amsterdam: IOS

Google Scholar ([http://scholar.google.com/scholar\\_lookup?hl=en&publication\\_year=2014&pages=409-](http://scholar.google.com/scholar_lookup?hl=en&publication_year=2014&pages=409-14&author=A+Barton&author=A+Barton&author=A+Rosier&author=A+Rosier&author=A+Burgun+F+Ethier&title=Formal+Ontology+in+Information+Systems)

[14&author=A+Barton&author=A+Barton&author=A+Rosier&author=A+Rosier&author=A+Burgun](http://scholar.google.com/scholar_lookup?hl=en&publication_year=2014&pages=409-14&author=A+Barton&author=A+Barton&author=A+Rosier&author=A+Rosier&author=A+Burgun+F+Ethier&title=Formal+Ontology+in+Information+Systems)

[F+Ethier&title=Formal+Ontology+in+Information+Systems\)](http://scholar.google.com/scholar_lookup?hl=en&publication_year=2014&pages=409-14&author=A+Barton&author=A+Barton&author=A+Rosier&author=A+Rosier&author=A+Burgun+F+Ethier&title=Formal+Ontology+in+Information+Systems) |

134. Ceusters W, Smith B. **2010**. Foundations for a realist ontology of mental disease. *J. Biomed. Semant.* 1(1): 10

[Crossref \(/servlet/linkout?suffix=B134&dbid=16&doi=10.1146%2Fannurev-biodatasci-080917-013459&key=10.1186%2F2041-1480-1-10\)](#) | [Medline \(/servlet/linkout?suffix=B134&dbid=8&doi=10.1146%2Fannurev-biodatasci-080917-](#)

[080917-013459&key=21143905\)](#) | Google Scholar ([http://scholar.google.com/scholar\\_lookup?hl=en&publication\\_year=2010&pages=10&issue=1&author=W+Ceusters&author=B+Smith&tit](http://scholar.google.com/scholar_lookup?hl=en&publication_year=2010&pages=10&issue=1&author=W+Ceusters&author=B+Smith&tit)

[hl=en&publication\\_year=2010&pages=10&issue=1&author=W+Ceusters&author=B+Smith&tit](http://scholar.google.com/scholar_lookup?hl=en&publication_year=2010&pages=10&issue=1&author=W+Ceusters&author=B+Smith&tit)

135. Schleyer TK, Ruttenberg A, Duncan W, Haendel M, Torniai C, et al. **2013**. An ontology-based method for secondary use of electronic dental record data. *AMIA Jt. Summits Transl. Sci. Proc.* 2013: 234–38

[Medline \(/servlet/linkout?suffix=B135&dbid=8&doi=10.1146%2Fannurev-biodatasci-080917-013459&key=24303273\)](#) | Google Scholar


([http://scholar.google.com/scholar\\_lookup?hl=en&publication\\_year=2013&pages=234-](http://scholar.google.com/scholar_lookup?hl=en&publication_year=2013&pages=234-38&author=TK+Schleyer&author=A+Ruttenberg&author=W+Duncan&author=M+Haendel&aut)

[38&author=TK+Schleyer&author=A+Ruttenberg&author=W+Duncan&author=M+Haendel&aut](http://scholar.google.com/scholar_lookup?hl=en&publication_year=2013&pages=234-38&author=TK+Schleyer&author=A+Ruttenberg&author=W+Duncan&author=M+Haendel&aut)  
[based+method+for+secondary+use+of+electronic+dental+record+data&\)](http://scholar.google.com/scholar_lookup?hl=en&publication_year=2013&pages=234-38&author=TK+Schleyer&author=A+Ruttenberg&author=W+Duncan&author=M+Haendel&aut) |



136. Keerthikumar S, Raju R, Kandasamy K, Hijikata A, Ramabadran S, et al. **2009**. RAPID: Resource of Asian Primary Immunodeficiency Diseases. *Nucleic Acids Res.* 37: D863–67

[Crossref \(/servlet/linkout?suffix=B136&dbid=16&doi=10.1146%2Fannurev-biodatasci-080917-013459&key=10.1093%2Fnar%2Fgkn682\)](#) | [Medline \(/servlet/linkout?suffix=B136&dbid=8&doi=10.1146%2Fannurev-biodatasci-080917-](#)




[080917-013459&key=10.1093%2Fnar%2Fgkn682\)](#) | [Medline \(/servlet/linkout?suffix=B136&dbid=8&doi=10.1146%2Fannurev-biodatasci-080917-](#)

013459&key=18842635) |  *Web of Science*<sup>®</sup> (/servlet/linkout?suffix=B136&dbid=128&doi=10.1146%2Fannurev-biodatasci-080917-013459&key=000261906200151) | Google Scholar (http://scholar.google.com/scholar\_lookup?hl=en&publication\_year=2009&pages=D863-67&author=S+Keerthikumar&author=R+Raju&author=K+Kandasamy&author=A+Hijikata&aut



137. Wang L, Li M, Xie J, Cao Y, Liu H, He Y. **2017**. Ontology-based systematical representation and drug class effect analysis of package insert-reported adverse events associated with cardiovascular drugs used in China. *Sci. Rep.* 7(1): 13819

 Crossref (/servlet/linkout?suffix=B137&dbid=16&doi=10.1146%2Fannurev-biodatasci-080917-013459&key=10.1038%2Fs41598-017-12580-4) |  Medline (/servlet/linkout?suffix=B137&dbid=8&doi=10.1146%2Fannurev-biodatasci-080917-013459&key=29061976) | Google Scholar (http://scholar.google.com/scholar\_lookup?hl=en&publication\_year=2017&pages=13819&issue=1&author=L+Wang&author=M+Li&author=based+systematical+representation+and+drug+class+effect+analysis+of+package+insert-reported+adverse+events+associated+with+cardiovascular+drugs+used+in+China&) |

138. Fu X, Batista-Navarro R, Rak R, Ananiadou S. **2015**. Supporting the annotation of chronic obstructive pulmonary disease (COPD) phenotypes with text mining workflows. *J. Biomed. Semant.* 6: 8

 Crossref (/servlet/linkout?suffix=B138&dbid=16&doi=10.1146%2Fannurev-biodatasci-080917-013459&key=10.1186%2Fs13326-015-0004-6) |  Medline (/servlet/linkout?suffix=B138&dbid=8&doi=10.1146%2Fannurev-biodatasci-080917-013459&key=25789153) |  *Web of Science*<sup>®</sup> (/servlet/linkout?suffix=B138&dbid=128&doi=10.1146%2Fannurev-biodatasci-080917-013459&key=000351038700001) | Google Scholar (http://scholar.google.com/scholar\_lookup?hl=en&publication\_year=2015&pages=8&author=X+Fu&author=R+Batista-Navarro&author=R+Rak&author=S+Ananiadou&title=Supporting+the+annotation+of+chronic

139. Lin Y, Xiang Z, He Y. **2011**. Brucellosis Ontology (IDOBRU) as an extension of the Infectious Disease Ontology. *J. Biomed. Semant.* 2(1): 9

 Crossref (/servlet/linkout?suffix=B139&dbid=16&doi=10.1146%2Fannurev-biodatasci-080917-013459&key=10.1186%2F2041-1480-2-9) |  Medline (/servlet/linkout?suffix=B139&dbid=8&doi=10.1146%2Fannurev-biodatasci-080917-013459&key=22041276) | Google Scholar (http://scholar.google.com/scholar\_lookup?hl=en&publication\_year=2011&pages=9&issue=1&author=Y+Lin&author=Z+Xiang&author=Y+

140. Lin Y, Sakamoto N. **2009**. Ontology driven modeling for the knowledge of genetic susceptibility to disease. *Kobe J. Med. Sci.* 54(6): E290–303
-  Medline (/servlet/linkout?suffix=B140&dbid=8&doi=10.1146%2Fannurev-biodatasci-080917-013459&key=19628970) | Google Scholar (http://scholar.google.com/scholar\_lookup?hl=en&publication\_year=2009&pages=E290-303&issue=6&author=Y+Lin&author=N+Sakamoto&title=Ontology+driven+modeling+for+the-
141. Porter JF, Kingsland LC 3rd, Lindberg DA, Shah I, Bengte JM, et al. **1988**. The AI/RHEUM knowledge-based computer consultant system in rheumatology. Performance in the diagnosis of 59 connective tissue disease patients from Japan. *Arthritis Rheum.* 31(2): 219–26
-  Crossref (/servlet/linkout?suffix=B141&dbid=16&doi=10.1146%2Fannurev-biodatasci-080917-013459&key=10.1002%2Fart.1780310210) |  Medline (/servlet/linkout?suffix=B141&dbid=8&doi=10.1146%2Fannurev-biodatasci-080917-013459&key=3279963) | Google Scholar (http://scholar.google.com/scholar\_lookup?hl=en&publication\_year=1988&pages=219-26&issue=2&author=JF+Porter&author=LC+Kingsland&author=DA+Lindberg&author=I+Shah&title=AI+RHEUM+knowledge+based+computer+consultant+system+in+rheumatology.+Performance+in+the+diagnosis+of+
142. Ryerson CJ, Corte TJ, Lee JS, Richeldi L, Walsh SLF, et al. **2017**. A standardized diagnostic ontology for fibrotic interstitial lung disease: an international working group perspective. *Am. J. Respir. Crit. Care Med.* 196: 1249–54
-  Crossref (/servlet/linkout?suffix=B142&dbid=16&doi=10.1146%2Fannurev-biodatasci-080917-013459&key=10.1164%2Frccm.201702-0400PP) |  Medline (/servlet/linkout?suffix=B142&dbid=8&doi=10.1146%2Fannurev-biodatasci-080917-013459&key=28414524) |  Web of Science® (/servlet/linkout?suffix=B142&dbid=128&doi=10.1146%2Fannurev-biodatasci-080917-013459&key=000415216500010) | Google Scholar (http://scholar.google.com/scholar\_lookup?hl=en&publication\_year=2017&pages=1249-54&author=CJ+Ryerson&author=TJ+Corte&author=JS+Lee&author=L+Richeldi&author=SLF+
143. Mizuno S, Ogishima S, Nishigori H, Jamieson DG, Verspoor K, et al. **2016**. The Pre-Eclampsia Ontology: a disease ontology representing the domain knowledge specific to pre-eclampsia. *PLOS ONE* 11(10): e0162828
-  Crossref (/servlet/linkout?suffix=B143&dbid=16&doi=10.1146%2Fannurev-biodatasci-080917-013459&key=10.1371%2Fjournal.pone.0162828) |  Medline (/servlet/linkout?suffix=B143&dbid=8&doi=10.1146%2Fannurev-biodatasci-080917-013459&key=27788142) |  Web of Science® (/servlet/linkout?



suffix=B143&dbid=128&doi=10.1146%2Fannurev-biodatasci-080917-

013459&key=000389604900003) | Google Scholar

([http://scholar.google.com/scholar\\_lookup?](http://scholar.google.com/scholar_lookup?)

hl=en&publication\_year=2016&pages=e0162828&issue=10&author=S+Mizuno&author=S+Ogi  
Eclampsia+Ontology%3A+a+disease+ontology+representing+the+domain+knowledge+speci  
eclampsia&)

144. Chen Q, Wu J, Li S, Lyu P, Wang Y, Li M. **2016**. An ontology-driven, case-based clinical decision support model for removable partial denture design. *Sci. Rep.* 6: 27855

 Crossref (</servlet/linkout?suffix=B144&dbid=16&doi=10.1146%2Fannurev-biodatasci-080917-013459&key=10.1038%2Fsrep27855>) |  Medline (</servlet/linkout?>

suffix=B144&dbid=8&doi=10.1146%2Fannurev-biodatasci-080917-

013459&key=27297679) |  *Web of Science*® (</servlet/linkout?>

suffix=B144&dbid=128&doi=10.1146%2Fannurev-biodatasci-080917-



013459&key=000377824000001) | Google Scholar

([http://scholar.google.com/scholar\\_lookup?](http://scholar.google.com/scholar_lookup?)

hl=en&publication\_year=2016&pages=27855&author=Q+Chen&author=J+Wu&author=S+Li&a  
driven%2C+case-

based+clinical+decision+support+model+for+removable+partial+denture+design&)

145. Joseph S, Barai RS, Bhujbalrao R, Idicula-Thomas S. **2016**. PCOSKB: A KnowledgeBase on genes, diseases, ontology terms and biochemical pathways associated with PolyCystic Ovary Syndrome. *Nucleic Acids Res.* 44(D1): D1032–35

 Crossref (</servlet/linkout?suffix=B145&dbid=16&doi=10.1146%2Fannurev-biodatasci-080917-013459&key=10.1093%2Fnar%2Fgkv1146>) |  Medline (</servlet/linkout?>

suffix=B145&dbid=8&doi=10.1146%2Fannurev-biodatasci-080917-

013459&key=26578565) |  *Web of Science*® (</servlet/linkout?>

suffix=B145&dbid=128&doi=10.1146%2Fannurev-biodatasci-080917-

013459&key=000371261700147) | Google Scholar

([http://scholar.google.com/scholar\\_lookup?hl=en&publication\\_year=2016&pages=D1032-](http://scholar.google.com/scholar_lookup?hl=en&publication_year=2016&pages=D1032-35&issue=D1&author=S+Joseph&author=RS+Barai&author=R+Bhujbalrao&author=S+Idicula-Thomas&title=PCOSKB%3A+A+KnowledgeBase+on+genes%2C+diseases%2C+ontology+term)

35&issue=D1&author=S+Joseph&author=RS+Barai&author=R+Bhujbalrao&author=S+Idicula-  
Thomas&title=PCOSKB%3A+A+KnowledgeBase+on+genes%2C+diseases%2C+ontology+term


1. Robinson PN, Bauer S. **2011**. *Introduction to Bio-Ontologies*. Boca Raton, FL: CRC

Google Scholar ([http://scholar.google.com/scholar\\_lookup?](http://scholar.google.com/scholar_lookup?)

hl=en&publication\_year=2011&author=PN+Robinson&author=S+Bauer&title=Introduction+to  
Ontologies) |

## Article Location

2. Gruber TR. **1993**. A translation approach to portable ontology specifications. *Knowl. Acquis.* 5(2): 199–220

 Crossref (</servlet/linkout?suffix=B2&dbid=16&doi=10.1146%2Fannurev-biodatasci-080917-013459&key=10.1006%2Fknac.1993.1008>) | Google Scholar ([http://scholar.google.com/scholar\\_lookup?hl=en&publication\\_year=1993&pages=199-220&issue=2&author=TR+Gruber&title=A+translation+approach+to+portable+ontology+spec](http://scholar.google.com/scholar_lookup?hl=en&publication_year=1993&pages=199-220&issue=2&author=TR+Gruber&title=A+translation+approach+to+portable+ontology+spec))

## Article Location




More AR articles citing this reference

3. Cornet R, Chute CG. **2016**. Health concept and knowledge management: twenty-five years of evolution. *Yearb. Med. Inform.* 2016: S32–41

Google Scholar ([http://scholar.google.com/scholar\\_lookup?hl=en&publication\\_year=2016&pages=S32-41&author=R+Cornet&author=CG+Chute&title=Health+concept+and+knowledge+manageme+five+years+of+evolution&](http://scholar.google.com/scholar_lookup?hl=en&publication_year=2016&pages=S32-41&author=R+Cornet&author=CG+Chute&title=Health+concept+and+knowledge+manageme+five+years+of+evolution&)) |




## Article Location

4. Munsche H, Whitaker HA. **2012**. Eighteenth century classification of mental illness: Linnaeus, de Sauvages, Vogel, and Cullen. *Cogn. Behav. Neurol.* 25(4): 224–39

 Crossref (</servlet/linkout?suffix=B4&dbid=16&doi=10.1146%2Fannurev-biodatasci-080917-013459&key=10.1097%2FWNN.0b013e31827de594>) |  Medline (</servlet/linkout?suffix=B4&dbid=8&doi=10.1146%2Fannurev-biodatasci-080917-013459&key=23277141>) |  *Web of Science*® (</servlet/linkout?suffix=B4&dbid=128&doi=10.1146%2Fannurev-biodatasci-080917-013459&key=000312944200008>) | Google Scholar ([http://scholar.google.com/scholar\\_lookup?hl=en&publication\\_year=2012&pages=224-39&issue=4&author=H+Munsche&author=HA+Whitaker&title=Eighteenth+century+classificati](http://scholar.google.com/scholar_lookup?hl=en&publication_year=2012&pages=224-39&issue=4&author=H+Munsche&author=HA+Whitaker&title=Eighteenth+century+classificati))

## Article Location

5. Starkstein SE, Berrios GE. **2015**. The “preliminary discourse” to *Methodical Nosology*, by François Boissier de Sauvages (1772). *Hist. Psychiatry* 26(4): 477–91

 Crossref (</servlet/linkout?suffix=B5&dbid=16&doi=10.1146%2Fannurev-biodatasci-080917-013459&key=10.1177%2F0957154X15602361>) |  Medline (</servlet/linkout?suffix=B5&dbid=8&doi=10.1146%2Fannurev-biodatasci-080917-013459&key=26574063>) |  *Web of Science*® (</servlet/linkout?suffix=B5&dbid=128&doi=10.1146%2Fannurev-biodatasci-080917-013459&key=000365136400008>) | Google Scholar

([http://scholar.google.com/scholar\\_lookup?hl=en&publication\\_year=2015&pages=477-91&issue=4&author=SE+Starkstein&author=GE+Berrios&title=The+%E2%80%9Cpreliminary+](http://scholar.google.com/scholar_lookup?hl=en&publication_year=2015&pages=477-91&issue=4&author=SE+Starkstein&author=GE+Berrios&title=The+%E2%80%9Cpreliminary+)

Article Location

6. Knibbs GH. **1929**. The International Classification of Disease and Causes of Death and its revision. *Med. J. Aust.* 1: 2–12

Google Scholar ([http://scholar.google.com/scholar\\_lookup?](http://scholar.google.com/scholar_lookup?hl=en&publication_year=1929&pages=2-12&author=GH+Knibbs&title=The+International+Classification+of+Disease+and+Causes+of+D)

[hl=en&publication\\_year=1929&pages=2-](http://scholar.google.com/scholar_lookup?hl=en&publication_year=1929&pages=2-12&author=GH+Knibbs&title=The+International+Classification+of+Disease+and+Causes+of+D)

[12&author=GH+Knibbs&title=The+International+Classification+of+Disease+and+Causes+of+D](http://scholar.google.com/scholar_lookup?hl=en&publication_year=1929&pages=2-12&author=GH+Knibbs&title=The+International+Classification+of+Disease+and+Causes+of+D)

Article Location

7. NCI (Natl. Cancer Inst.). *Class: disease or disorder*. Term Defin., National Cancer Institute Thesaurus (NCIt) OBO Edition. **[http://purl.obolibrary.org/obo/NCIT\\_C2991](http://purl.obolibrary.org/obo/NCIT_C2991)** ([http://purl.obolibrary.org/obo/NCIT\\_C2991](http://purl.obolibrary.org/obo/NCIT_C2991))

Google Scholar ([http://scholar.google.com/scholar?](http://scholar.google.com/scholar?hl=en&q=%E2%80%82+NCI+%28Natl.+Cancer+Inst.%29.++Class%3A+disease+or+disorder)

[hl=en&q=%E2%80%82+NCI+%28Natl.+Cancer+Inst.%29.++Class%3A+disease+or+disorder](http://scholar.google.com/scholar?hl=en&q=%E2%80%82+NCI+%28Natl.+Cancer+Inst.%29.++Class%3A+disease+or+disorder)

Article Location


8. NLM (Natl. Libr. Med.). *Disease*. Term Defin., Medical Subject Headings (MeSH). **<https://identifiers.org/MESH:D004194>** (<https://identifiers.org/MESH:D004194>)


Google Scholar ([http://scholar.google.com/scholar?](http://scholar.google.com/scholar?hl=en&q=%E2%80%82+NLM+%28Natl.+Libr.+Med.%29.++Disease.++Term+Defin.%2C+MeSH)

[hl=en&q=%E2%80%82+NLM+%28Natl.+Libr.+Med.%29.++Disease.++Term+Defin.%2C+MeSH](http://scholar.google.com/scholar?hl=en&q=%E2%80%82+NLM+%28Natl.+Libr.+Med.%29.++Disease.++Term+Defin.%2C+MeSH)


Article Location

9. Robinson PN. **2012**. Deep phenotyping for precision medicine. *Hum. Mutat.* 33(5): 777–80

 Crossref ([/servlet/linkout?suffix=B9&dbid=16&doi=10.1146%2Fannurev-biodatasci-](/servlet/linkout?suffix=B9&dbid=16&doi=10.1146%2Fannurev-biodatasci-080917-013459&key=10.1002%2Fhumu.22080)

[080917-013459&key=10.1002%2Fhumu.22080](/servlet/linkout?suffix=B9&dbid=16&doi=10.1146%2Fannurev-biodatasci-080917-013459&key=10.1002%2Fhumu.22080)) |  Medline ([/servlet/linkout?](/servlet/linkout?suffix=B9&dbid=8&doi=10.1146%2Fannurev-biodatasci-080917-013459&key=22504886)

[suffix=B9&dbid=8&doi=10.1146%2Fannurev-biodatasci-080917-013459&key=22504886](/servlet/linkout?suffix=B9&dbid=8&doi=10.1146%2Fannurev-biodatasci-080917-013459&key=22504886)) |

 *Web of Science*<sup>®</sup> ([/servlet/linkout?suffix=B9&dbid=128&doi=10.1146%2Fannurev-](/servlet/linkout?suffix=B9&dbid=128&doi=10.1146%2Fannurev-biodatasci-080917-013459&key=000304008400001)

[biodatasci-080917-013459&key=000304008400001](/servlet/linkout?suffix=B9&dbid=128&doi=10.1146%2Fannurev-biodatasci-080917-013459&key=000304008400001)) | Google Scholar

([http://scholar.google.com/scholar\\_lookup?hl=en&publication\\_year=2012&pages=777-](http://scholar.google.com/scholar_lookup?hl=en&publication_year=2012&pages=777-80&issue=5&author=PN+Robinson&title=Deep+phenotyping+for+precision+medicine)

[80&issue=5&author=PN+Robinson&title=Deep+phenotyping+for+precision+medicine](http://scholar.google.com/scholar_lookup?hl=en&publication_year=2012&pages=777-80&issue=5&author=PN+Robinson&title=Deep+phenotyping+for+precision+medicine)) |

Article Location

10. Köhler S, Vasilevsky NA, Engelstad M, Foster E, McMurry J, et al. **2017**. The Human Phenotype Ontology in 2017. *Nucleic Acids Res.* 45(D1): D865–76



[Crossref \(/servlet/linkout?suffix=B10&dbid=16&doi=10.1146%2Fannurev-biodatasci-080917-013459&key=10.1093%2Fnar%2Fgkw1039\)](#) | [Medline \(/servlet/linkout?suffix=B10&dbid=8&doi=10.1146%2Fannurev-biodatasci-080917-013459&key=27899602\)](#) | [Web of Science® \(/servlet/linkout?suffix=B10&dbid=128&doi=10.1146%2Fannurev-biodatasci-080917-013459&key=000396575500121\)](#) | [Google Scholar \(http://scholar.google.com/scholar\\_lookup?hl=en&publication\\_year=2017&pages=D865-76&issue=D1&author=S+K%C3%B6hler&author=NA+Vasilevsky&author=M+Engelstad&author=\)](#)

Article Locations:

More AR articles citing this reference

11. Hitzler P, Krötzsch M, Parsia B, Patel-Schneider PF, Rudolph S. **2012**. *OWL 2 web ontology language primer*. Tech. Rep., World Wide Web Consort. (W3C), Dec. 11  
[Google Scholar \(http://scholar.google.com/scholar?hl=en&q=+11.%E2%80%82++Hitzler++P%2C++Kr%C3%B6tzsch++M%2C++Parsia++B%2C++Patel-Schneider++PF%2C++Rudolph++S.++2012.++OWL+2+web+ontology+language+primer.++Tech\)](#)  
Article Location
12. Robinson JR, Wei WQ, Roden DM, Denny JC. **2018**. Defining phenotypes from clinical data to drive genomic research. *Annu. Rev. Biomed. Data Sci.* 1: 69–92  
[Link \(https://www.annualreviews.org/doi/10.1146/annurev-biodatasci-080917-013335\)](#) | [Google Scholar \(http://scholar.google.com/scholar\\_lookup?hl=en&publication\\_year=2018&author=JR+Robinson&author=WQ%2C+Roden+DM+Wei&auth\)](#)
13. Mungall CJ, Gkoutos G, Smith C, Haendel M, Lewis S, Ashburner M. **2010**. Integrating phenotype ontologies across multiple species. *Genome Biol.* 11(1): R2  
[Crossref \(/servlet/linkout?suffix=B13&dbid=16&doi=10.1146%2Fannurev-biodatasci-080917-013459&key=10.1186%2Fgb-2010-11-1-r2\)](#) | [Medline \(/servlet/linkout?suffix=B13&dbid=8&doi=10.1146%2Fannurev-biodatasci-080917-013459&key=20064205\)](#) | [Web of Science® \(/servlet/linkout?suffix=B13&dbid=128&doi=10.1146%2Fannurev-biodatasci-080917-013459&key=000276433600010\)](#) | [Google Scholar \(http://scholar.google.com/scholar\\_lookup?hl=en&publication\\_year=2010&pages=R2&issue=1&author=CJ+Mungall&author=G+Gkoutos&author=\)](#)  
Article Location
14. Mulder N, Nembaware V, Adekile A, Anie KA, Inusa B, et al. **2016**. Proceedings of a sickle cell disease ontology workshop—towards the first comprehensive ontology for sickle cell disease. *Appl. Transl. Genom.* 9: 23–29





 Crossref (/servlet/linkout?suffix=B14&dbid=16&doi=10.1146%2Fannurev-biodatasci-080917-013459&key=10.1016%2Fj.atg.2016.03.005) |  Medline (/servlet/linkout?suffix=B14&dbid=8&doi=10.1146%2Fannurev-biodatasci-080917-013459&key=27354937) | Google Scholar ([http://scholar.google.com/scholar\\_lookup?hl=en&publication\\_year=2016&pages=23-29&author=N+Mulder&author=V+Nembaware&author=A+Adekile&author=KA+Anie&author=E](http://scholar.google.com/scholar_lookup?hl=en&publication_year=2016&pages=23-29&author=N+Mulder&author=V+Nembaware&author=A+Adekile&author=KA+Anie&author=E))

Article Location

15. WHO (World Health Organ.). *History of the development of the ICD*. Geneva: WHO. **<http://www.who.int/classifications/icd/en/HistoryOfICD.pdf>** (<http://www.who.int/classifications/icd/en/HistoryOfICD.pdf>)  
Google Scholar ([http://scholar.google.com/scholar\\_lookup?hl=en&author=WHO+%28World+Health+Organ.%29.&title=History+of+the+development+of+](http://scholar.google.com/scholar_lookup?hl=en&author=WHO+%28World+Health+Organ.%29.&title=History+of+the+development+of+))
- Article Location

16. Graunt J. **1939**. *Natural and Political Observations Made Upon the Bills of Mortality*, ed. WF Willcox. Baltimore, MD: Johns Hopkins Univ. Press  
Google Scholar ([http://scholar.google.com/scholar\\_lookup?hl=en&publication\\_year=1939&author=J+Graunt&title=Natural+and+Political+Observations+](http://scholar.google.com/scholar_lookup?hl=en&publication_year=1939&author=J+Graunt&title=Natural+and+Political+Observations+))
- Article Location
- More AR articles citing this reference


17. Cimino JJ. **1998**. Desiderata for controlled medical vocabularies in the twenty-first century. *Methods Inf. Med.* 37(4–5): 394–403  
 Medline (/servlet/linkout?suffix=B17&dbid=8&doi=10.1146%2Fannurev-biodatasci-080917-013459&key=9865037) |  Web of Science® (/servlet/linkout?suffix=B17&dbid=128&doi=10.1146%2Fannurev-biodatasci-080917-013459&key=000077676800011) | Google Scholar ([http://scholar.google.com/scholar\\_lookup?hl=en&publication\\_year=1998&pages=394-403&issue=4%E2%80%935&author=JJ+Cimino&title=Desiderata+for+controlled+medical+vo+first+century&](http://scholar.google.com/scholar_lookup?hl=en&publication_year=1998&pages=394-403&issue=4%E2%80%935&author=JJ+Cimino&title=Desiderata+for+controlled+medical+vo+first+century&)) |
- Article Locations:

18. WHO (World Health Organ.). **2016**. *ICD-11 revision conference report*. Conf. Rep., 12–14 Oct., Tokyo, Japan. Geneva: WHO. **<http://who.int/classifications/network/meeting2016/ICD-11RevisionConferenceReportTokyo.pdf>** (<http://who.int/classifications/network/meeting2016/ICD-11RevisionConferenceReportTokyo.pdf>)

Google Scholar ([http://scholar.google.com/scholar\\_lookup?hl=en&publication\\_year=2016&pages=12-14&author=WHO+%28World+Health+Organ.%29.&title=ICD-11+revision+conference+report](http://scholar.google.com/scholar_lookup?hl=en&publication_year=2016&pages=12-14&author=WHO+%28World+Health+Organ.%29.&title=ICD-11+revision+conference+report)) |

Article Location

19. Rodrigues J-M, Schulz S, Rector A, Spackman K, Üstün B, et al. **2013**. Sharing ontology between ICD 11 and SNOMED CT will enable seamless re-use and semantic interoperability. *Stud. Health Technol. Inform.* 192: 343–46


 Medline (</servlet/linkout?suffix=B19&dbid=8&doi=10.1146%2Fannurev-biodatasci-080917-013459&key=23920573>) | Google Scholar

([http://scholar.google.com/scholar\\_lookup?hl=en&publication\\_year=2013&pages=343-46&author=J-](http://scholar.google.com/scholar_lookup?hl=en&publication_year=2013&pages=343-46&author=J-)

[M+Rodrigues&author=S+Schulz&author=A+Rector&author=K+Spackman&author=B+%C3%9C+Üstün&title=Sharing+ontology+and+semantic+interoperability&](http://scholar.google.com/scholar_lookup?hl=en&publication_year=2013&pages=343-46&author=J-M+Rodrigues&author=S+Schulz&author=A+Rector&author=K+Spackman&author=B+%C3%9C+Üstün&title=Sharing+ontology+and+semantic+interoperability&)) |

Article Location

20. Rodrigues J-M, Robinson D, Della Mea V, Campbell J, Rector A, et al. **2015**. Semantic alignment between ICD-11 and SNOMED CT. *Stud. Health Technol. Inform.* 216: 790–94


 Medline (</servlet/linkout?suffix=B20&dbid=8&doi=10.1146%2Fannurev-biodatasci-080917-013459&key=26262160>) | Google Scholar

([http://scholar.google.com/scholar\\_lookup?hl=en&publication\\_year=2015&pages=790-94&author=J-](http://scholar.google.com/scholar_lookup?hl=en&publication_year=2015&pages=790-94&author=J-)

[M+Rodrigues&author=D+Robinson&author=V+Della+Mea&author=J+Campbell&author=A+Rector&title=Semantic+alignment+between+ICD-11+and+SNOMED+CT&](http://scholar.google.com/scholar_lookup?hl=en&publication_year=2015&pages=790-94&author=J-M+Rodrigues&author=D+Robinson&author=V+Della+Mea&author=J+Campbell&author=A+Rector&title=Semantic+alignment+between+ICD-11+and+SNOMED+CT&)) |

Article Location

21. Rodrigues J-M, Schulz S, Rector A, Spackman K, Millar J, et al. **2014**. ICD-11 and SNOMED CT Common Ontology: circulatory system. *Stud. Health Technol. Inform.* 205: 1043–47



 Medline (</servlet/linkout?suffix=B21&dbid=8&doi=10.1146%2Fannurev-biodatasci-080917-013459&key=25160347>) | Google Scholar

([http://scholar.google.com/scholar\\_lookup?hl=en&publication\\_year=2014&pages=1043-47&author=J-](http://scholar.google.com/scholar_lookup?hl=en&publication_year=2014&pages=1043-47&author=J-)

[M+Rodrigues&author=S+Schulz&author=A+Rector&author=K+Spackman&author=J+Millar&title=ICD-11+and+SNOMED+CT+Common+Ontology%3A+circulatory+system&](http://scholar.google.com/scholar_lookup?hl=en&publication_year=2014&pages=1043-47&author=J-M+Rodrigues&author=S+Schulz&author=A+Rector&author=K+Spackman&author=J+Millar&title=ICD-11+and+SNOMED+CT+Common+Ontology%3A+circulatory+system&)) |

Article Location

22. Chute CG, Huff SM, Ferguson JA, Walker JM, Halamka JD. **2012**. There are important reasons for delaying implementation of the new ICD-10 coding system. *Health Aff.* 31(4): 836–42

 Crossref (</servlet/linkout?suffix=B22&dbid=16&doi=10.1146%2Fannurev-biodatasci-080917-013459&key=10.1377%2Fhlthaff.2011.1258>) |  *Web of Science*<sup>®</sup> (</servlet/linkout?suffix=B22&dbid=128&doi=10.1146%2Fannurev-biodatasci-080917-013459&key=000302777400022>) | Google Scholar ([http://scholar.google.com/scholar\\_lookup?hl=en&publication\\_year=2012&pages=836-42&issue=4&author=CG+Chute&author=SM+Huff&author=JA+Ferguson&author=JM+Walker&10+coding+system&](http://scholar.google.com/scholar_lookup?hl=en&publication_year=2012&pages=836-42&issue=4&author=CG+Chute&author=SM+Huff&author=JA+Ferguson&author=JM+Walker&10+coding+system&)) |

Article Location

23. Jordan EP, ed. **1932**. *Standard Nomenclature of Diseases and Operations*. New York: McGraw-Hill. 1st ed.

Google Scholar ([http://scholar.google.com/scholar\\_lookup?hl=en&publication\\_year=1932&author=EP+Jordan&title=Standard+Nomenclature+of+Diseas](http://scholar.google.com/scholar_lookup?hl=en&publication_year=1932&author=EP+Jordan&title=Standard+Nomenclature+of+Diseas)

Article Location

24. Thompson ET, Hayden AC. **1961**. *Standard Nomenclature of Diseases and Operations*. New York: McGraw-Hill. 5th ed.

Google Scholar ([http://scholar.google.com/scholar\\_lookup?hl=en&publication\\_year=1961&author=ET+Thompson&author=AC+Hayden&title=Standard+N](http://scholar.google.com/scholar_lookup?hl=en&publication_year=1961&author=ET+Thompson&author=AC+Hayden&title=Standard+N)

Article Location

25. Comm. Nomencl. Classif. Dis. **1965**. *Systematized Nomenclature of Pathology*. Skokie, IL: Coll. Am. Pathol.

Google Scholar ([http://scholar.google.com/scholar\\_lookup?hl=en&publication\\_year=1965&author=Comm.+Nomencl.+Classif.+Dis.&title=Systematized+N](http://scholar.google.com/scholar_lookup?hl=en&publication_year=1965&author=Comm.+Nomencl.+Classif.+Dis.&title=Systematized+N)

Article Location


26. Côté RA, Sharpe WD, eds. **1976**. *Systematized Nomenclature of Medicine: SNOMED*. Skokie, IL: Coll. Am. Pathol.

Google Scholar ([http://scholar.google.com/scholar\\_lookup?hl=en&publication\\_year=1976&author=RA+C%C3%B4t%C3%A9&author=WD+Sharpe&title=S](http://scholar.google.com/scholar_lookup?hl=en&publication_year=1976&author=RA+C%C3%B4t%C3%A9&author=WD+Sharpe&title=S)

Article Location


27. Côté RA, ed. **1993**. *The Systematized Nomenclature of Human and Veterinary Medicine:*



31. Baader F, Brandt S, Lutz C. **2005**. Pushing the EL envelope. *Proc. Int. Jt. Conf. Artif. Intell., 19th, 30 July–5 Aug., Edinb., Scotl.*, pp. 364–69. San Francisco: Morgan Kaufmann  
Google Scholar ([http://scholar.google.com/scholar\\_lookup?hl=en&publication\\_year=2005&pages=364-69&author=F+Baader&author=S+Brandt&author=C+Lutz&title=Proc.+Int.+Jt.+Conf.+Artif.+Int](http://scholar.google.com/scholar_lookup?hl=en&publication_year=2005&pages=364-69&author=F+Baader&author=S+Brandt&author=C+Lutz&title=Proc.+Int.+Jt.+Conf.+Artif.+Int))  
Article Location
32. Kudla KM, Blakemore M. **2001**. SNOMED takes the next step. *J. AHIMA* 72(7): 62, 64–68  
Google Scholar ([http://scholar.google.com/scholar\\_lookup?hl=en&publication\\_year=2001&pages=62%2C+64-68&issue=7&author=KM+Kudla&author=M+Blakemore&title=SNOMED+takes+the+next+step&](http://scholar.google.com/scholar_lookup?hl=en&publication_year=2001&pages=62%2C+64-68&issue=7&author=KM+Kudla&author=M+Blakemore&title=SNOMED+takes+the+next+step&))  
Article Location
33. Benson T. **2011**. The history of the Read codes: the inaugural James Read Memorial Lecture 2011. *Inform. Prim. Care.* 19(3): 173–82  
 Medline (</servlet/linkout?suffix=B33&dbid=8&doi=10.1146%2Fannurev-biodatasci-080917-013459&key=22688227>) | Google Scholar  
([http://scholar.google.com/scholar\\_lookup?hl=en&publication\\_year=2011&pages=173-82&issue=3&author=T+Benson&title=The+history+of+the+Read+codes%3A+the+inaugural+J](http://scholar.google.com/scholar_lookup?hl=en&publication_year=2011&pages=173-82&issue=3&author=T+Benson&title=The+history+of+the+Read+codes%3A+the+inaugural+J))  
Article Location
34. Spackman KA. **2001**. Normal forms for description logic expressions of clinical concepts in SNOMED RT. *AMIA Annu. Symp. Proc.* 2001: 627–31  
Google Scholar ([http://scholar.google.com/scholar\\_lookup?hl=en&publication\\_year=2001&pages=627-31&author=KA+Spackman&title=Normal+forms+for+description+logic+expressions+of+clinic](http://scholar.google.com/scholar_lookup?hl=en&publication_year=2001&pages=627-31&author=KA+Spackman&title=Normal+forms+for+description+logic+expressions+of+clinic))  
Article Location
35. Campbell JR, Talmon G, Cushman-Vokoun A, Karlsson D, Scott Campbell W. **2016**. An extended SNOMED CT concept model for observations in molecular genetics. *AMIA Annu. Symp. Proc.* 2016: 352–60  
 Medline (</servlet/linkout?suffix=B35&dbid=8&doi=10.1146%2Fannurev-biodatasci-080917-013459&key=28269830>) | Google Scholar  
([http://scholar.google.com/scholar\\_lookup?hl=en&publication\\_year=2016&pages=352-60&author=JR+Campbell&author=G+Talmon&author=A+Cushman-Vokoun&author=D+Karlsson&author=W+Scott+Campbell&title=An+extended+SNOMED+CT+c](http://scholar.google.com/scholar_lookup?hl=en&publication_year=2016&pages=352-60&author=JR+Campbell&author=G+Talmon&author=A+Cushman-Vokoun&author=D+Karlsson&author=W+Scott+Campbell&title=An+extended+SNOMED+CT+c))


## Article Location

36. Hardiker N. **2016**. Harmonising ICNP and SNOMED CT: a model for effective collaboration. *Stud. Health Technol. Inform.* 225: 744–45

 Medline (/servlet/linkout?suffix=B36&dbid=8&doi=10.1146%2Fannurev-biodatasci-080917-013459&key=27332326) | Google Scholar  
([http://scholar.google.com/scholar\\_lookup?hl=en&publication\\_year=2016&pages=744-45&author=N+Hardiker&title=Harmonising+ICNP+and+SNOMED+CT%3A+a+model+for+effect](http://scholar.google.com/scholar_lookup?hl=en&publication_year=2016&pages=744-45&author=N+Hardiker&title=Harmonising+ICNP+and+SNOMED+CT%3A+a+model+for+effect))




## Article Location

37. Martínez-Salvador B, Marcos M, Mañas A, Maldonado JA, Robles M. **2016**. Using SNOMED CT expression constraints to bridge the gap between clinical decision-support systems and electronic health records. *Stud. Health Technol. Inform.* 228: 504–8

 Medline (/servlet/linkout?suffix=B37&dbid=8&doi=10.1146%2Fannurev-biodatasci-080917-013459&key=27577434) | Google Scholar  
([http://scholar.google.com/scholar\\_lookup?hl=en&publication\\_year=2016&pages=504-8&author=B+Mart%C3%ADnez-Salvador&author=M+Marcos&author=A+Ma%C3%B1as&author=JA+Maldonado&author=M+Rsupport+systems+and+electronic+health+records&](http://scholar.google.com/scholar_lookup?hl=en&publication_year=2016&pages=504-8&author=B+Mart%C3%ADnez-Salvador&author=M+Marcos&author=A+Ma%C3%B1as&author=JA+Maldonado&author=M+Rsupport+systems+and+electronic+health+records&)) |




## Article Location

38. Ochs C, Geller J, Perl Y, Chen Y, Xu J, et al. **2015**. Scalable quality assurance for large SNOMED CT hierarchies using subject-based subtaxonomies. *J. Am. Med. Inform. Assoc.* 22(3): 507–18

 Crossref (/servlet/linkout?suffix=B38&dbid=16&doi=10.1146%2Fannurev-biodatasci-080917-013459&key=10.1136%2Famiajnl-2014-003151) |  Medline (/servlet/linkout?suffix=B38&dbid=8&doi=10.1146%2Fannurev-biodatasci-080917-013459&key=25336594) |  *Web of Science*<sup>®</sup> (/servlet/linkout?suffix=B38&dbid=128&doi=10.1146%2Fannurev-biodatasci-080917-013459&key=000356717100004) | Google Scholar  
([http://scholar.google.com/scholar\\_lookup?hl=en&publication\\_year=2015&pages=507-18&issue=3&author=C+Ochs&author=J+Geller&author=Y+Perl&author=Y+Chen&author=J+Xu+based+subtaxonomies&](http://scholar.google.com/scholar_lookup?hl=en&publication_year=2015&pages=507-18&issue=3&author=C+Ochs&author=J+Geller&author=Y+Perl&author=Y+Chen&author=J+Xu+based+subtaxonomies&)) |

## Article Location

39. Elhanan G, Ochs C, Mejino JLV Jr., Liu H, Mungall CJ, Perl Y. **2017**. From SNOMED CT to Uberon: transferability of evaluation methodology between similarly structured ontologies. *Artif. Intell. Med.* 79: 9–14

 Crossref (/servlet/linkout?suffix=B39&dbid=16&doi=10.1146%2Fannurev-biodatasci-080917-013459&key=10.1016%2Fj.artmed.2017.05.002) |  Medline (/servlet/linkout?suffix=B39&dbid=8&doi=10.1146%2Fannurev-biodatasci-080917-013459&key=28532962) |  *Web of Science*<sup>®</sup> (/servlet/linkout?suffix=B39&dbid=128&doi=10.1146%2Fannurev-biodatasci-080917-013459&key=000409286500002) | Google Scholar



([http://scholar.google.com/scholar\\_lookup?hl=en&publication\\_year=2017&pages=9-14&author=G+Elhanan&author=C+Ochs&author=JLV+Jr.+Mejino&author=H+Liu&author=CJ+Liu](http://scholar.google.com/scholar_lookup?hl=en&publication_year=2017&pages=9-14&author=G+Elhanan&author=C+Ochs&author=JLV+Jr.+Mejino&author=H+Liu&author=CJ+Liu))  
Article Location

40. NLM (Natl. Libr. Med.). **2014**. *2017AB UMLS<sup>®</sup> release notes and bugs*. Release Doc., updated Nov. 6, 2017.  
**[https://www.nlm.nih.gov/research/umls/knowledge\\_sources/metathesaurus/release/notes/](https://www.nlm.nih.gov/research/umls/knowledge_sources/metathesaurus/release/notes/)**  
([https://www.nlm.nih.gov/research/umls/knowledge\\_sources/metathesaurus/release/notes/](https://www.nlm.nih.gov/research/umls/knowledge_sources/metathesaurus/release/notes/))  
Google Scholar (<http://scholar.google.com/scholar?hl=en&q=%20%80%82+NLM+%28Natl.+Libr.+Med.%29.++2014.++2017AB+UMLS%C2%AE>)

Article Location

41. NLM (Natl. Libr. Med.). **2009**. *Metathesaurus*. Fact Sheet, updated Apr. 12, 2016.  
**[https://www.nlm.nih.gov/research/umls/knowledge\\_sources/metathesaurus/](https://www.nlm.nih.gov/research/umls/knowledge_sources/metathesaurus/)**  
([https://www.nlm.nih.gov/research/umls/knowledge\\_sources/metathesaurus/](https://www.nlm.nih.gov/research/umls/knowledge_sources/metathesaurus/))  
Google Scholar (<http://scholar.google.com/scholar?hl=en&q=%20%80%82+NLM+%28Natl.+Libr.+Med.%29.++2009.++Metathesaurus.++Fact+Sheet>)

Article Location

42. Jensen M, Cox AP, Chaudhry N, Ng M, Sule D, et al. **2013**. The neurological disease ontology. *J. Biomed. Semant.* 4(1): 42  
 Crossref (/servlet/linkout?suffix=B42&dbid=16&doi=10.1146%2Fannurev-biodatasci-080917-013459&key=10.1186%2F2041-1480-4-42) |  Medline (/servlet/linkout?suffix=B42&dbid=8&doi=10.1146%2Fannurev-biodatasci-080917-013459&key=24314207) | Google Scholar ([http://scholar.google.com/scholar\\_lookup?hl=en&publication\\_year=2013&pages=42&issue=1&author=M+Jensen&author=AP+Cox&author=N+Chaudhry&author=Ng+M&author=Sule+D&author=Jensen+M](http://scholar.google.com/scholar_lookup?hl=en&publication_year=2013&pages=42&issue=1&author=M+Jensen&author=AP+Cox&author=N+Chaudhry&author=Ng+M&author=Sule+D&author=Jensen+M))

Article Location

43. NLM (Natl. Libr. Med.). **2006**. *SPECIALIST Lexicon*. Fact Sheet, updated May 24, 2012.  
**<https://www.nlm.nih.gov/pubs/factsheets/umlslex.html>**  
(<https://www.nlm.nih.gov/pubs/factsheets/umlslex.html>)

Google Scholar (<http://scholar.google.com/scholar?hl=en&q=%20%80%82+NLM+%28Natl.+Libr.+Med.%29.++2006.++SPECIALIST+Lexicon>)

Article Location



44. NLM (Natl. Libr. Med.). *The UMLS Semantic Network*. Fact Sheet, updated Oct. 5, 2015.  
**<https://semanticnetwork.nlm.nih.gov/>** (<https://semanticnetwork.nlm.nih.gov/>)

Google Scholar (<http://scholar.google.com/scholar?>

hl=en&q=+44.%E2%80%82+NLM+%28Natl.+Libr.+Med.%29.++The+UMLS+Semantic+Network

Article Location

45. McCray AT. **2003**. An upper-level ontology for the biomedical domain. *Comp. Funct. Genom.* 4(1): 80–84

 Crossref (</servlet/linkout?suffix=B45&dbid=16&doi=10.1146%2Fannurev-biodatasci-080917-013459&key=10.1002%2Fcfg.255>) |  Medline (</servlet/linkout?>



suffix=B45&dbid=8&doi=10.1146%2Fannurev-biodatasci-080917-

013459&key=18629109) | Google Scholar ([http://scholar.google.com/scholar\\_lookup?](http://scholar.google.com/scholar_lookup?)


hl=en&publication\_year=2003&pages=80-84&issue=1&author=AT+McCray&title=An+upper-level+ontology+for+the+biomedical+domain&)

Article Location

46. Pecina P, Dušek O, Goeuriot L, Hajič J, Hlaváčová J, et al. **2014**. Adaptation of machine translation for multilingual information retrieval in the medical domain. *Artif. Intell. Med.* 61(3): 165–85

 Crossref (</servlet/linkout?suffix=B46&dbid=16&doi=10.1146%2Fannurev-biodatasci-080917-013459&key=10.1016%2Fj.artmed.2014.01.004>) |  Medline (</servlet/linkout?>

suffix=B46&dbid=8&doi=10.1146%2Fannurev-biodatasci-080917-013459&key=24680188) |


 *Web of Science*<sup>®</sup> (</servlet/linkout?suffix=B46&dbid=128&doi=10.1146%2Fannurev-biodatasci-080917-013459&key=000340233700006>) | Google Scholar

([http://scholar.google.com/scholar\\_lookup?hl=en&publication\\_year=2014&pages=165-](http://scholar.google.com/scholar_lookup?hl=en&publication_year=2014&pages=165-85&issue=3&author=P+Pecina&author=O+Du%C5%A1ek&author=L+Goeuriot&author=J+Haji)

85&issue=3&author=P+Pecina&author=O+Du%C5%A1ek&author=L+Goeuriot&author=J+Haji

Article Location

47. Merabti T, Abdoune H, Letord C, Sakji S, Joubert M, Darmoni SJ. **2011**. Mapping the ATC classification to the UMLS metathesaurus: some pragmatic applications. *Stud. Health Technol. Inform.* 166: 206–13




 Medline (</servlet/linkout?suffix=B47&dbid=8&doi=10.1146%2Fannurev-biodatasci-080917-013459&key=21685626>) | Google Scholar

(






Article Location

48. Ceusters W, Smith B, Goldberg L. **2005**. A terminological and ontological analysis of the NCI Thesaurus. *Methods Inf. Med.* 44(4): 498–507

 Crossref (/servlet/linkout?suffix=B48&dbid=16&doi=10.1146%2Fannurev-biodatasci-080917-013459&key=10.1055%2Fs-0038-1634000) |  Medline (/servlet/linkout?suffix=B48&dbid=8&doi=10.1146%2Fannurev-biodatasci-080917-013459&key=16342916) |  *Web of Science*® (/servlet/linkout?suffix=B48&dbid=128&doi=10.1146%2Fannurev-biodatasci-080917-013459&key=000232490100004) | Google Scholar (http://scholar.google.com/scholar\_lookup?hl=en&publication\_year=2005&pages=498-507&issue=4&author=W+Ceusters&author=B+Smith&author=L+Goldberg&title=A+terminolog

Article Location

49. Jensen MA, Ferretti V, Grossman RL, Staudt LM. **2017**. The NCI Genomic Data Commons as an engine for precision medicine. *Blood* 130(4): 453–59

 Crossref (/servlet/linkout?suffix=B49&dbid=16&doi=10.1146%2Fannurev-biodatasci-080917-013459&key=10.1182%2Fblood-2017-03-735654) |  Medline (/servlet/linkout?suffix=B49&dbid=8&doi=10.1146%2Fannurev-biodatasci-080917-013459&key=28600341) |  *Web of Science*® (/servlet/linkout?suffix=B49&dbid=128&doi=10.1146%2Fannurev-biodatasci-080917-013459&key=000406492000014) | Google Scholar (http://scholar.google.com/scholar\_lookup?hl=en&publication\_year=2017&pages=453-59&issue=4&author=MA+Jensen&author=V+Ferretti&author=RL+Grossman&author=LM+Stau

Article Locations:

50. NCI (Natl. Cancer Inst.). *NCI Neoplasm Core terminology files*. File Release, accessed 6 Mar. 2018, NCI, Rockville, MD.

**[https://evs.nci.nih.gov/ftp1/NCI\\_Thesaurus/Neoplasm/About\\_Core.html](https://evs.nci.nih.gov/ftp1/NCI_Thesaurus/Neoplasm/About_Core.html)**

([https://evs.nci.nih.gov/ftp1/NCI\\_Thesaurus/Neoplasm/About\\_Core.html](https://evs.nci.nih.gov/ftp1/NCI_Thesaurus/Neoplasm/About_Core.html))

Google Scholar ([http://scholar.google.com/scholar\\_lookup?](http://scholar.google.com/scholar_lookup?hl=en&author=NCI+%28Natl.+Cancer+Inst.%29.&title=NCI+Neoplasm+Core+terminology+file)

[hl=en&author=NCI+%28Natl.+Cancer+Inst.%29.&title=NCI+Neoplasm+Core+terminology+file](http://scholar.google.com/scholar_lookup?hl=en&author=NCI+%28Natl.+Cancer+Inst.%29.&title=NCI+Neoplasm+Core+terminology+file)

Article Location

51. NCI (Natl. Cancer Inst.). *NCI Term Browser*. Terminol. Resour.

**[https://ncit.nci.nih.gov/ncitbrowser/pages/multiple\\_search.jsf?](https://ncit.nci.nih.gov/ncitbrowser/pages/multiple_search.jsf?nav_type=terminologies)**



**[nav\\_type=terminologies](https://ncit.nci.nih.gov/ncitbrowser/pages/multiple_search.jsf?nav_type=terminologies)** ([https://ncit.nci.nih.gov/ncitbrowser/pages/multiple\\_search.jsf?nav\\_type=terminologies](https://ncit.nci.nih.gov/ncitbrowser/pages/multiple_search.jsf?nav_type=terminologies))

Google Scholar ([http://scholar.google.com/scholar?](http://scholar.google.com/scholar?hl=en&q=)


[hl=en&q="+51.%E2%80%82+NCI+%28Natl.+Cancer+Inst.%29.++NCI+Term+Browser.++Termin](http://scholar.google.com/scholar?hl=en&q=)

Article Location

52. Min H, Zheng L, Perl Y, Halper M, De Coronado S, Ochs C. **2017**. Relating complexity and error rates of ontology concepts: more complex NCI concepts have more errors. *Methods Inf. Med.* 56(3): 200–8

 Crossref (</servlet/linkout?suffix=B52&dbid=16&doi=10.1146%2Fannurev-biodatasci-080917-013459&key=10.3414%2FME16-01-0085>) |  Medline ([/servlet/linkout?](/servlet/linkout?suffix=B52&dbid=8&doi=10.1146%2Fannurev-biodatasci-080917-013459&key=28244549)

[suffix=B52&dbid=8&doi=10.1146%2Fannurev-biodatasci-080917-013459&key=28244549](/servlet/linkout?suffix=B52&dbid=8&doi=10.1146%2Fannurev-biodatasci-080917-013459&key=28244549)) |

 *Web of Science*<sup>®</sup> (</servlet/linkout?suffix=B52&dbid=128&doi=10.1146%2Fannurev-biodatasci-080917-013459&key=000401683900002>) | Google Scholar

([http://scholar.google.com/scholar\\_lookup?hl=en&publication\\_year=2017&pages=200-8&issue=3&author=H+Min&author=L+Zheng&author=Y+Perl&author=M+Halper&author=S+De](http://scholar.google.com/scholar_lookup?hl=en&publication_year=2017&pages=200-8&issue=3&author=H+Min&author=L+Zheng&author=Y+Perl&author=M+Halper&author=S+De)

Article Location

53. Mougín F, Bodenreider O. **2008**. Auditing the NCI thesaurus with semantic web technologies. *AMIA Annu. Symp. Proc.* 2008: 500–4



Google Scholar ([http://scholar.google.com/scholar\\_lookup?](http://scholar.google.com/scholar_lookup?hl=en&publication_year=2008&pages=500-4&author=F+Mougín&author=O+Bodenreider&title=Auditing+the+NCI+thesaurus+with+sema)

[hl=en&publication\\_year=2008&pages=500-](http://scholar.google.com/scholar_lookup?hl=en&publication_year=2008&pages=500-4&author=F+Mougín&author=O+Bodenreider&title=Auditing+the+NCI+thesaurus+with+sema)


[4&author=F+Mougín&author=O+Bodenreider&title=Auditing+the+NCI+thesaurus+with+sema](http://scholar.google.com/scholar_lookup?hl=en&publication_year=2008&pages=500-4&author=F+Mougín&author=O+Bodenreider&title=Auditing+the+NCI+thesaurus+with+sema)

Article Location

54. Jiang G, Solbrig HR, Chute CG. **2012**. Quality evaluation of value sets from cancer study common data elements using the UMLS semantic groups. *J. Am. Med. Inform. Assoc.* 19: e129–36

 Crossref (</servlet/linkout?suffix=B54&dbid=16&doi=10.1146%2Fannurev-biodatasci-080917-013459&key=10.1136%2Famiajnl-2011-000739>) |  Medline ([/servlet/linkout?](/servlet/linkout?suffix=B54&dbid=8&doi=10.1146%2Fannurev-biodatasci-080917-013459&key=22511016)

[suffix=B54&dbid=8&doi=10.1146%2Fannurev-biodatasci-080917-013459&key=22511016](/servlet/linkout?suffix=B54&dbid=8&doi=10.1146%2Fannurev-biodatasci-080917-013459&key=22511016)) |

 *Web of Science*<sup>®</sup> (</servlet/linkout?suffix=B54&dbid=128&doi=10.1146%2Fannurev-biodatasci-080917-013459&key=000314151400022>) | Google Scholar

([http://scholar.google.com/scholar\\_lookup?hl=en&publication\\_year=2012&pages=e129-36&author=G+Jiang&author=HR+Solbrig&author=CG+Chute&title=Quality+evaluation+of+val](http://scholar.google.com/scholar_lookup?hl=en&publication_year=2012&pages=e129-36&author=G+Jiang&author=HR+Solbrig&author=CG+Chute&title=Quality+evaluation+of+val)

Article Location

55. Min H, Mobahi H, Irvin K, Avramovic S, Wojtusiak J. **2017**. Predicting activities of daily living for cancer patients using an ontology-guided machine learning methodology. *J. Biomed.*

[Crossref](#) (/servlet/linkout?suffix=B55&dbid=16&doi=10.1146%2Fannurev-biodatasci-080917-013459&key=10.1186%2Fs13326-017-0149-6) | [Medline](#) (/servlet/linkout?suffix=B55&dbid=8&doi=10.1146%2Fannurev-biodatasci-080917-013459&key=28915930) | [Google Scholar](http://scholar.google.com/scholar_lookup?hl=en&publication_year=2017&pages=39&issue=1&author=H+Min&author=H+Mobahi&author=guided+machine+learning+methodology&) (http://scholar.google.com/scholar\_lookup?hl=en&publication\_year=2017&pages=39&issue=1&author=H+Min&author=H+Mobahi&author=guided+machine+learning+methodology&) |

#### Article Location

56. Bertaud Gounot V, Donfack V, Lasbleiz J, Bourde A, Duvauferrier R. **2011**. Creating an ontology driven rules base for an expert system for medical diagnosis. *Stud. Health Technol. Inform.* 169: 714–18

[Crossref](#) (/servlet/linkout?suffix=B56&dbid=8&doi=10.1146%2Fannurev-biodatasci-080917-013459&key=21893840) | [Google Scholar](http://scholar.google.com/scholar_lookup?hl=en&publication_year=2011&pages=714-18&author=V+Bertaud+Gounot&author=V+Donfack&author=J+Lasbleiz&author=A+Bourde&) (http://scholar.google.com/scholar\_lookup?hl=en&publication\_year=2011&pages=714-18&author=V+Bertaud+Gounot&author=V+Donfack&author=J+Lasbleiz&author=A+Bourde&)

#### Article Location

57. Griffith M, Spies NC, Krysiak K, McMichael JF, Coffman AC, et al. **2017**. CIViC is a community knowledgebase for expert crowdsourcing the clinical interpretation of variants in cancer. *Nat. Genet.* 49(2): 170–74

[Crossref](#) (/servlet/linkout?suffix=B57&dbid=16&doi=10.1146%2Fannurev-biodatasci-080917-013459&key=10.1038%2Fng.3774) | [Medline](#) (/servlet/linkout?suffix=B57&dbid=8&doi=10.1146%2Fannurev-biodatasci-080917-013459&key=28138153) | [Web of Science](#)<sup>®</sup> (/servlet/linkout?suffix=B57&dbid=128&doi=10.1146%2Fannurev-biodatasci-080917-013459&key=000393148600002) | [Google Scholar](http://scholar.google.com/scholar_lookup?hl=en&publication_year=2017&pages=170-74&issue=2&author=M+Griffith&author=NC+Spies&author=K+Krysiak&author=JF+McMichael) (http://scholar.google.com/scholar\_lookup?hl=en&publication\_year=2017&pages=170-74&issue=2&author=M+Griffith&author=NC+Spies&author=K+Krysiak&author=JF+McMichael)

#### Article Location

58. Smith B, Ashburner M, Rosse C, Bard J, Bug W, et al. **2007**. The OBO Foundry: coordinated evolution of ontologies to support biomedical data integration. *Nat. Biotechnol.* 25(11): 1251–55

[Crossref](#) (/servlet/linkout?suffix=B58&dbid=16&doi=10.1146%2Fannurev-biodatasci-080917-013459&key=10.1038%2Fnb1346) | [Medline](#) (/servlet/linkout?suffix=B58&dbid=8&doi=10.1146%2Fannurev-biodatasci-080917-013459&key=17989687) | [Web of Science](#)<sup>®</sup> (/servlet/linkout?suffix=B58&dbid=128&doi=10.1146%2Fannurev-

biodatasci-080917-013459&key=000251086500025) | Google Scholar

([http://scholar.google.com/scholar\\_lookup?hl=en&publication\\_year=2007&pages=1251-55&issue=11&author=B+Smith&author=M+Ashburner&author=C+Rosse&author=J+Bard&autl](http://scholar.google.com/scholar_lookup?hl=en&publication_year=2007&pages=1251-55&issue=11&author=B+Smith&author=M+Ashburner&author=C+Rosse&author=J+Bard&autl))

Article Location

More AR articles citing this reference



59. NCI (Natl. Cancer Inst.). *NCIt OBO edition*. File Release. <https://github.com/NCI-Thesaurus/thesaurus-obo-edition> (<https://github.com/NCI-Thesaurus/thesaurus-obo-edition>)

Google Scholar (<http://scholar.google.com/scholar?hl=en&q=%28NCI%28Natl.+Cancer+Inst.%29.+NCIt+OBO+edition.+File+Release+NCI+Thesaurus%2Fthesaurus-obo-edition>) |

<http://scholar.google.com/scholar?hl=en&q=%28NCI%28Natl.+Cancer+Inst.%29.+NCIt+OBO+edition.+File+Release+NCI+Thesaurus%2Fthesaurus-obo-edition>) |

Article Location

60. Diehl AD, Meehan TF, Bradford YM, Brush MH, Dahdul WM, et al. **2016**. The Cell Ontology 2016: enhanced content, modularization, and ontology interoperability. *J. Biomed. Semant.* 7(1): 44



 Crossref (</servlet/linkout?suffix=B60&dbid=16&doi=10.1146%2Fannurev-biodatasci-080917-013459&key=10.1186%2Fs13326-016-0088-7>) |  Medline (</servlet/linkout?suffix=B60&dbid=8&doi=10.1146%2Fannurev-biodatasci-080917-013459&key=27377652>) |

Google Scholar ([http://scholar.google.com/scholar\\_lookup?hl=en&publication\\_year=2016&pages=44&issue=1&author=AD+Diehl&author=TF+Meehan&au](http://scholar.google.com/scholar_lookup?hl=en&publication_year=2016&pages=44&issue=1&author=AD+Diehl&author=TF+Meehan&au))


[http://scholar.google.com/scholar\\_lookup?hl=en&publication\\_year=2016&pages=44&issue=1&author=AD+Diehl&author=TF+Meehan&au](http://scholar.google.com/scholar_lookup?hl=en&publication_year=2016&pages=44&issue=1&author=AD+Diehl&author=TF+Meehan&au))

Article Location

61. Mungall CJ, Torniai C, Gkoutos GV, Lewis SE, Haendel MA. **2012**. Uberon, an integrative multi-species anatomy ontology. *Genome Biol.* 13(1): R5

 Crossref (</servlet/linkout?suffix=B61&dbid=16&doi=10.1146%2Fannurev-biodatasci-080917-013459&key=10.1186%2Fgb-2012-13-1-r5>) |  Medline (</servlet/linkout?suffix=B61&dbid=8&doi=10.1146%2Fannurev-biodatasci-080917-013459&key=22293552>) |

</servlet/linkout?suffix=B61&dbid=8&doi=10.1146%2Fannurev-biodatasci-080917-013459&key=22293552>) |

 *Web of Science*<sup>®</sup> (</servlet/linkout?suffix=B61&dbid=128&doi=10.1146%2Fannurev-biodatasci-080917-013459&key=000305390300005>) | Google Scholar

([http://scholar.google.com/scholar\\_lookup?hl=en&publication\\_year=2012&pages=R5&issue=1&author=CJ+Mungall&author=C+Torniai&au](http://scholar.google.com/scholar_lookup?hl=en&publication_year=2012&pages=R5&issue=1&author=CJ+Mungall&author=C+Torniai&au))

[http://scholar.google.com/scholar\\_lookup?hl=en&publication\\_year=2012&pages=R5&issue=1&author=CJ+Mungall&author=C+Torniai&au](http://scholar.google.com/scholar_lookup?hl=en&publication_year=2012&pages=R5&issue=1&author=CJ+Mungall&author=C+Torniai&au))

Article Location

62. Davies SC. **2017**. *Annual report of the Chief Medical Officer 2016: generation genome*. Annu.

Rep., U.K. Dep. Health, London.

[https://www.gov.uk/government/uploads/system/uploads/attachment\\_data/file/631043](https://www.gov.uk/government/uploads/system/uploads/attachment_data/file/631043)



([https://www.gov.uk/government/uploads/system/uploads/attachment\\_data/file/631043/CM](https://www.gov.uk/government/uploads/system/uploads/attachment_data/file/631043/CM)

Google Scholar ([http://scholar.google.com/scholar\\_lookup?](http://scholar.google.com/scholar_lookup?)


[hl=en&publication\\_year=2017&author=SC+Davies&title=Annual+report+of+the+Chief+Medica](http://scholar.google.com/scholar_lookup?hl=en&publication_year=2017&author=SC+Davies&title=Annual+report+of+the+Chief+Medica)

Article Location

63. Amberger JS, Bocchini CA, Schiettecatte F, Scott AF, Hamosh A. **2015**. OMIM.org: Online Mendelian Inheritance in Man (OMIM<sup>®</sup>), an online catalog of human genes and genetic disorders. *Nucleic Acids Res.* 43: D789–98

 Crossref (</servlet/linkout?suffix=B63&dbid=16&doi=10.1146%2Fannurev-biodatasci-080917-013459&key=10.1093%2Fnar%2Fgku1205>) |  Medline (</servlet/linkout?>

[suffix=B63&dbid=8&doi=10.1146%2Fannurev-biodatasci-080917-013459&key=25428349](/servlet/linkout?suffix=B63&dbid=8&doi=10.1146%2Fannurev-biodatasci-080917-013459&key=25428349)) |



 *Web of Science*<sup>®</sup> (</servlet/linkout?suffix=B63&dbid=128&doi=10.1146%2Fannurev-biodatasci-080917-013459&key=000350210400115>) | Google Scholar

([http://scholar.google.com/scholar\\_lookup?hl=en&publication\\_year=2015&pages=D789-98&author=JS+Amberger&author=CA+Bocchini&author=F+Schiettecatte&author=AF+Scott&a](http://scholar.google.com/scholar_lookup?hl=en&publication_year=2015&pages=D789-98&author=JS+Amberger&author=CA+Bocchini&author=F+Schiettecatte&author=AF+Scott&a)


Article Locations:

More AR articles citing this reference

64. Pavan S, Rommel K, Mateo Marquina ME, Höhn S, Lanneau V, Rath A. **2017**. Clinical practice guidelines for rare diseases: the Orphanet database. *PLOS ONE* 12(1): e0170365

 Crossref (</servlet/linkout?suffix=B64&dbid=16&doi=10.1146%2Fannurev-biodatasci-080917-013459&key=10.1371%2Fjournal.pone.0170365>) |  Medline (</servlet/linkout?>

[suffix=B64&dbid=8&doi=10.1146%2Fannurev-biodatasci-080917-013459&key=28099516](/servlet/linkout?suffix=B64&dbid=8&doi=10.1146%2Fannurev-biodatasci-080917-013459&key=28099516)) |



 *Web of Science*<sup>®</sup> (</servlet/linkout?suffix=B64&dbid=128&doi=10.1146%2Fannurev-biodatasci-080917-013459&key=000392380100080>) | Google Scholar

([http://scholar.google.com/scholar\\_lookup?](http://scholar.google.com/scholar_lookup?)


[hl=en&publication\\_year=2017&pages=e0170365&issue=1&author=S+Pavan&author=K+Romn](http://scholar.google.com/scholar_lookup?hl=en&publication_year=2017&pages=e0170365&issue=1&author=S+Pavan&author=K+Romn)

Article Location

65. Bragin E, Chatzimichali EA, Wright CF, Hurles ME, Firth HV, et al. **2014**. DECIPHER: database for the interpretation of phenotype-linked plausibly pathogenic sequence and copy-number variation. *Nucleic Acids Res.* 42: D993–1000



 Crossref (</servlet/linkout?suffix=B65&dbid=16&doi=10.1146%2Fannurev-biodatasci-080917-013459&key=10.1093%2Fnar%2Fgkt937>) |  Medline (</servlet/linkout?>


[suffix=B65&dbid=8&doi=10.1146%2Fannurev-biodatasci-080917-013459&key=24150940](/servlet/linkout?suffix=B65&dbid=8&doi=10.1146%2Fannurev-biodatasci-080917-013459&key=24150940)) |

 *Web of Science*<sup>®</sup> (/servlet/linkout?suffix=B65&dbid=128&doi=10.1146%2Fannurev-biodatasci-080917-013459&key=000331139800146) | Google Scholar (http://scholar.google.com/scholar\_lookup?hl=en&publication\_year=2014&pages=D993-1000&author=E+Bragin&author=EA+Chatzimichali&author=CF+Wright&author=ME+Hurles&linked+plausibly+pathogenic+sequence+and+copy-number+variation&) |

Article Location



66. Groza T, Köhler S, Moldenhauer D, Vasilevsky N, Baynam G, et al. **2015**. The Human Phenotype Ontology: semantic unification of common and rare disease. *Am. J. Hum. Genet.* 97(1): 111–24


 Crossref (/servlet/linkout?suffix=B66&dbid=16&doi=10.1146%2Fannurev-biodatasci-080917-013459&key=10.1016%2Fj.ajhg.2015.05.020) |  Medline (/servlet/linkout?suffix=B66&dbid=8&doi=10.1146%2Fannurev-biodatasci-080917-013459&key=26119816) |

 *Web of Science*<sup>®</sup> (/servlet/linkout?suffix=B66&dbid=128&doi=10.1146%2Fannurev-biodatasci-080917-013459&key=000358189500010) | Google Scholar (http://scholar.google.com/scholar\_lookup?hl=en&publication\_year=2015&pages=111-24&issue=1&author=T+Groza&author=S+K%C3%B6hler&author=D+Moldenhauer&author=N+

Article Location


67. Rodriguez JC, González GA, Fresno C, Llera AS, Fernández EA. **2016**. Improving information retrieval in functional analysis. *Comput. Biol. Med.* 79: 10–20

 Crossref (/servlet/linkout?suffix=B67&dbid=16&doi=10.1146%2Fannurev-biodatasci-080917-013459&key=10.1016%2Fj.compbiomed.2016.09.017) |  Medline

(/servlet/linkout?suffix=B67&dbid=8&doi=10.1146%2Fannurev-biodatasci-080917-013459&key=27723507) |  *Web of Science*<sup>®</sup> (/servlet/linkout?suffix=B67&dbid=128&doi=10.1146%2Fannurev-biodatasci-080917-013459&key=000389294700002) | Google Scholar (http://scholar.google.com/scholar\_lookup?hl=en&publication\_year=2016&pages=10-20&author=JC+Rodriguez&author=GA+Gonz%C3%A1lez&author=C+Fresno&author=AS+Llera

Article Location

68. Liaw S-T, Taggart J, Yu H. **2014**. EHR-based disease registries to support integrated care in a health neighbourhood: an ontology-based methodology. *Stud. Health Technol. Inform.* 205: 171–75



 Medline (/servlet/linkout?suffix=B68&dbid=8&doi=10.1146%2Fannurev-biodatasci-080917-013459&key=25160168) | Google Scholar

(http://scholar.google.com/scholar\_lookup?hl=en&publication\_year=2014&pages=171-

75&author=S-T+Liaw&author=J+Taggart&author=H+Yu&title=EHR-based+disease+registries+to+support+integrated+care+in+a+health+neighbourhood%3A+an+based+methodology& |




Article Location

69. Mao Y, Lu Z. **2017**. MeSH Now: automatic MeSH indexing at PubMed scale via learning to rank. *J. Biomed. Semant.* 8(1): 15

 Crossref (</servlet/linkout?suffix=B69&dbid=16&doi=10.1146%2Fannurev-biodatasci-080917-013459&key=10.1186%2Fs13326-017-0123-3>) |  Medline (</servlet/linkout?suffix=B69&dbid=8&doi=10.1146%2Fannurev-biodatasci-080917-013459&key=28412964>) | Google Scholar ([http://scholar.google.com/scholar\\_lookup?hl=en&publication\\_year=2017&pages=15&issue=1&author=Y+Mao&author=Z+Lu&title=MeSH](http://scholar.google.com/scholar_lookup?hl=en&publication_year=2017&pages=15&issue=1&author=Y+Mao&author=Z+Lu&title=MeSH))

Article Location


70. Newton KM, Peissig PL, Kho AN, Bielinski SJ, Berg RL, et al. **2013**. Validation of electronic medical record-based phenotyping algorithms: results and lessons learned from the eMERGE network. *J. Am. Med. Inform. Assoc.* 20: e147–54

 Crossref (</servlet/linkout?suffix=B70&dbid=16&doi=10.1146%2Fannurev-biodatasci-080917-013459&key=10.1136%2Famiajnl-2012-000896>) |  Medline (</servlet/linkout?suffix=B70&dbid=8&doi=10.1146%2Fannurev-biodatasci-080917-013459&key=23531748>) |  *Web of Science*<sup>®</sup> (</servlet/linkout?suffix=B70&dbid=128&doi=10.1146%2Fannurev-biodatasci-080917-013459&key=000319192100024>) | Google Scholar ([http://scholar.google.com/scholar\\_lookup?hl=en&publication\\_year=2013&pages=e147-54&author=KM+Newton&author=PL+Peissig&author=AN+Kho&author=SJ+Bielinski&author=RL+Berg&title=Validation+of+electronic+medical+record+based+phenotyping+algorithms%3A+results+and+lessons+learned+from+the+eMERGE+network](http://scholar.google.com/scholar_lookup?hl=en&publication_year=2013&pages=e147-54&author=KM+Newton&author=PL+Peissig&author=AN+Kho&author=SJ+Bielinski&author=RL+Berg&title=Validation+of+electronic+medical+record+based+phenotyping+algorithms%3A+results+and+lessons+learned+from+the+eMERGE+network))

Article Location

More AR articles citing this reference

71. Conway M, Berg RL, Carrell D, Denny JC, Kho AN, et al. **2011**. Analyzing the heterogeneity and complexity of electronic health record oriented phenotyping algorithms. *AMIA Annu. Symp. Proc.* 2011: 274–83

 Medline (</servlet/linkout?suffix=B71&dbid=8&doi=10.1146%2Fannurev-biodatasci-080917-013459&key=22195079>) | Google Scholar ([http://scholar.google.com/scholar\\_lookup?hl=en&publication\\_year=2011&pages=274-83&author=M+Conway&author=RL+Berg&author=D+Carrell&author=JC+Denny&author=AN+Kho](http://scholar.google.com/scholar_lookup?hl=en&publication_year=2011&pages=274-83&author=M+Conway&author=RL+Berg&author=D+Carrell&author=JC+Denny&author=AN+Kho))

Article Location

72. Wei W-Q, Bastarache LA, Carroll RJ, Marlo JE, Osterman TJ, et al. **2017**. Evaluating phecodes, clinical classification software, and ICD-9-CM codes for phenome-wide association studies in the electronic health record. *PLOS ONE* 12(7): e0175508
- [Crossref \(/servlet/linkout?suffix=B72&dbid=16&doi=10.1146%2Fannurev-biodatasci-080917-013459&key=10.1371%2Fjournal.pone.0175508\)](#) | [Medline \(/servlet/linkout?suffix=B72&dbid=8&doi=10.1146%2Fannurev-biodatasci-080917-013459&key=28686612\)](#) | [Web of Science® \(/servlet/linkout?suffix=B72&dbid=128&doi=10.1146%2Fannurev-biodatasci-080917-013459&key=000405464100002\)](#) | [Google Scholar \(http://scholar.google.com/scholar\\_lookup?hl=en&publication\\_year=2017&pages=e0175508&issue=7&author=W-Q+Wei&author=LA+Bastarache&author=RJ+Carroll&author=JE+Marlo&author=TJ+Osterman&9-CM+codes+for+phenome-wide+association+studies+in+the+electronic+health+record&\)](#) |

Article Location

More AR articles citing this reference

73. Chen W, Kowatch R, Lin S, Splaingard M, Huang Y. **2015**. Interactive cohort identification of sleep disorder patients using natural language processing and i2b2. *Appl. Clin. Inform.* 6(2): 345–63
- [Crossref \(/servlet/linkout?suffix=B73&dbid=16&doi=10.1146%2Fannurev-biodatasci-080917-013459&key=10.4338%2FACI-2014-11-RA-0106\)](#) | [Medline \(/servlet/linkout?suffix=B73&dbid=8&doi=10.1146%2Fannurev-biodatasci-080917-013459&key=26171080\)](#) | [Web of Science® \(/servlet/linkout?suffix=B73&dbid=128&doi=10.1146%2Fannurev-biodatasci-080917-013459&key=000358661700002\)](#) | [Google Scholar \(http://scholar.google.com/scholar\\_lookup?hl=en&publication\\_year=2015&pages=345-63&issue=2&author=W+Chen&author=R+Kowatch&author=S+Lin&author=M+Splaingard&aut](#)

Article Location

74. Cui L, Bozorgi A, Lhatoo SD, Zhang G-Q, Sahoo SS. **2012**. EpiDEA: extracting structured epilepsy and seizure information from patient discharge summaries for cohort identification. *AMIA Annu. Symp. Proc.* 2012: 1191–200
- [Medline \(/servlet/linkout?suffix=B74&dbid=8&doi=10.1146%2Fannurev-biodatasci-080917-013459&key=23304396\)](#) | [Google Scholar \(http://scholar.google.com/scholar\\_lookup?hl=en&publication\\_year=2012&pages=1191-200&author=L+Cui&author=A+Bozorgi&author=SD+Lhatoo&author=G-Q+Zhang&author=SS+Sahoo&title=EpiDEA%3A+extracting+structured+epilepsy+and+seizure](#)

Article Location



75. Banda JM, Seneviratune M, Hernandez-Boussard T, Shah NH. **2018**. Advances in electronic phenotyping: from rule-based definitions to machine learning models. *Annu. Rev. Biomed. Data Sci.* 1: 53–68

[🔗](https://www.annualreviews.org/doi/10.1146/annurev-biodatasci-080917-013315) Link (https://www.annualreviews.org/doi/10.1146/annurev-biodatasci-080917-013315) | [🔗](http://scholar.google.com/scholar_lookup?hl=en&publication_year=2018&pages=53-68&author=JM+Banda&author=M+Seneviratune&author=T+Hernandez-Boussard&author=NH+Shah&title=Advances+in+electronic+phenotyping%3A+from+rule-based+definitions+to+machine+learning+models&) Google Scholar (http://scholar.google.com/scholar\_lookup?hl=en&publication\_year=2018&pages=53-68&author=JM+Banda&author=M+Seneviratune&author=T+Hernandez-Boussard&author=NH+Shah&title=Advances+in+electronic+phenotyping%3A+from+rule-based+definitions+to+machine+learning+models&) |

76. Zhang Y-F, Gou L, Zhou T-S, Lin D-N, Zheng J, et al. **2017**. An ontology-based approach to patient follow-up assessment for continuous and personalized chronic disease management. *J. Biomed. Inform.* 72: 45–59

[🔗](/servlet/linkout?suffix=B76&dbid=16&doi=10.1146%2Fannurev-biodatasci-080917-013459&key=10.1016%2Fj.jbi.2017.06.021) Crossref (/servlet/linkout?suffix=B76&dbid=16&doi=10.1146%2Fannurev-biodatasci-080917-013459&key=10.1016%2Fj.jbi.2017.06.021) | [🔗](/servlet/linkout?suffix=B76&dbid=8&doi=10.1146%2Fannurev-biodatasci-080917-013459&key=28676255) Medline (/servlet/linkout?suffix=B76&dbid=8&doi=10.1146%2Fannurev-biodatasci-080917-013459&key=28676255) | [🔗](/servlet/linkout?suffix=B76&dbid=128&doi=10.1146%2Fannurev-biodatasci-080917-013459&key=000409394700005) *Web of Science*® (/servlet/linkout?suffix=B76&dbid=128&doi=10.1146%2Fannurev-biodatasci-080917-013459&key=000409394700005) | [🔗](http://scholar.google.com/scholar_lookup?hl=en&publication_year=2017&pages=45-59&author=Y-F+Zhang&author=L+Gou&author=T-S+Zhou&author=D-N+Lin&author=J+Zheng&title=An+ontology-based+approach+to+patient+follow-up+assessment+for+continuous+and+personalized+chronic+disease+management&) Google Scholar (http://scholar.google.com/scholar\_lookup?hl=en&publication\_year=2017&pages=45-59&author=Y-F+Zhang&author=L+Gou&author=T-S+Zhou&author=D-N+Lin&author=J+Zheng&title=An+ontology-based+approach+to+patient+follow-up+assessment+for+continuous+and+personalized+chronic+disease+management&) |

Article Location

77. Rosier A, Mabo P, Temal L, Van Hille P, Dameron O, et al. **2016**. Remote monitoring of cardiac implantable devices: ontology driven classification of the alerts. *Stud. Health Technol. Inform.* 221: 59–63


[🔗](/servlet/linkout?suffix=B77&dbid=8&doi=10.1146%2Fannurev-biodatasci-080917-013459&key=27071877) Medline (/servlet/linkout?suffix=B77&dbid=8&doi=10.1146%2Fannurev-biodatasci-080917-013459&key=27071877) | [🔗](http://scholar.google.com/scholar_lookup?hl=en&publication_year=2016&pages=59-63&author=A+Rosier&author=P+Mabo&author=L+Temal&author=P+Van+Hille&author=O+Dameron) Google Scholar (http://scholar.google.com/scholar\_lookup?hl=en&publication\_year=2016&pages=59-63&author=A+Rosier&author=P+Mabo&author=L+Temal&author=P+Van+Hille&author=O+Dameron)

Article Location

78. Wunsch G, da Costa CA, Righi RR. **2017**. A semantic-based model for triage patients in emergency departments. *J. Med. Syst.* 41(4): 65

[🔗](/servlet/linkout?suffix=B78&dbid=16&doi=10.1146%2Fannurev-biodatasci-080917-013459&key=10.1007%2Fs10916-017-0710-y) Crossref (/servlet/linkout?suffix=B78&dbid=16&doi=10.1146%2Fannurev-biodatasci-080917-013459&key=10.1007%2Fs10916-017-0710-y) | [🔗](/servlet/linkout?) Medline (/servlet/linkout?)

suffix=B78&dbid=8&doi=10.1146%2Fannurev-biodatasci-080917-013459&key=28283999) |



 *Web of Science*<sup>®</sup> (/servlet/linkout?suffix=B78&dbid=128&doi=10.1146%2Fannurev-biodatasci-080917-013459&key=000399826300018) | Google Scholar


(http://scholar.google.com/scholar\_lookup?

hl=en&publication\_year=2017&pages=65&issue=4&author=G+Wunsch&author=CA+da+Costa+based+model+for+triage+patients+in+emergency+departments&) |

Article Location

79. Alexiou A, Psiha M, Vlamos P. **2015**. Towards an expert system for accurate diagnosis and progress monitoring of Parkinson's disease. *Adv. Exp. Med. Biol.* 822: 151–64



 Crossref (/servlet/linkout?suffix=B79&dbid=16&doi=10.1146%2Fannurev-biodatasci-080917-013459&key=10.1007%2F978-3-319-08927-0\_17) |  Medline (/servlet/linkout?suffix=B79&dbid=8&doi=10.1146%2Fannurev-biodatasci-080917-013459&key=25416985) |


 *Web of Science*<sup>®</sup> (/servlet/linkout?suffix=B79&dbid=128&doi=10.1146%2Fannurev-biodatasci-080917-013459&key=000349864000017) | Google Scholar

(http://scholar.google.com/scholar\_lookup?hl=en&publication\_year=2015&pages=151-64&author=A+Alexiou&author=M+Psiha&author=P+Vlamos&title=Towards+an+expert+system

Article Location

80. Carletti G, Giuliadori P, Di Pietri V, Peretti A, Amenta F. **2016**. An ontology-based consultation system to support medical care on board seagoing vessels. *Int. Marit. Health* 67(1): 14–20



 Crossref (/servlet/linkout?suffix=B80&dbid=16&doi=10.1146%2Fannurev-biodatasci-080917-013459&key=10.5603%2FIMH.2016.0004) |  Medline (/servlet/linkout?suffix=B80&dbid=8&doi=10.1146%2Fannurev-biodatasci-080917-013459&key=27029924) |

 *Web of Science*<sup>®</sup> (/servlet/linkout?suffix=B80&dbid=128&doi=10.1146%2Fannurev-biodatasci-080917-013459&key=000378160100004) | Google Scholar


(http://scholar.google.com/scholar\_lookup?hl=en&publication\_year=2016&pages=14-20&issue=1&author=G+Carletti&author=P+Giuliadori&author=V+Di+Pietri&author=A+Peretti&based+consultation+system+to+support+medical+care+on+board+seagoing+vessels&) |

Article Location

81. Maurice P, Dhombres F, Blondiaux E, Friszer S, Guilbaud L, et al. **2017**. Towards ontology-based decision support systems for complex ultrasound diagnosis in obstetrics and gynecology. *J. Gynecol. Obstet. Hum. Reprod.* 46(5): 423–29

 Crossref (/servlet/linkout?suffix=B81&dbid=16&doi=10.1146%2Fannurev-biodatasci-080917-013459&key=10.1016%2Fj.jogoh.2017.03.004) |  Medline (/servlet/linkout?



suffix=B81&dbid=8&doi=10.1146%2Fannurev-biodatasci-080917-013459&key=28934086) |

 *Web of Science*® (/servlet/linkout?suffix=B81&dbid=128&doi=10.1146%2Fannurev-biodatasci-080917-013459&key=000423886000007) | Google Scholar


(http://scholar.google.com/scholar\_lookup?hl=en&publication\_year=2017&pages=423-29&issue=5&author=P+Maurice&author=F+Dhombres&author=E+Blondiaux&author=S+Frisze based+decision+support+systems+for+complex+ultrasound+diagnosis+in+obstetrics+and+gy

Article Location

82. Abidi S. **2017**. A knowledge-modeling approach to integrate multiple clinical practice guidelines to provide evidence-based clinical decision support for managing comorbid conditions. *J. Med. Syst.* 41(12): 193

 Crossref (/servlet/linkout?suffix=B82&dbid=16&doi=10.1146%2Fannurev-biodatasci-080917-013459&key=10.1007%2Fs10916-017-0841-1) |  Medline (/servlet/linkout?

suffix=B82&dbid=8&doi=10.1146%2Fannurev-biodatasci-080917-013459&key=29076113) |


 *Web of Science*® (/servlet/linkout?suffix=B82&dbid=128&doi=10.1146%2Fannurev-biodatasci-080917-013459&key=000413673900009) | Google Scholar

(http://scholar.google.com/scholar\_lookup?

hl=en&publication\_year=2017&pages=193&issue=12&author=S+Abidi&title=A+knowledge-modeling+approach+to+integrate+multiple+clinical+practice+guidelines+to+provide+evidence based+clinical+decision+support+for+managing+comorbid+conditions&) |

Article Location

83. Lin Y, Staes CJ, Shields DE, Kandula V, Welch BM, Kawamoto K. **2015**. Design, development, and initial evaluation of a terminology for clinical decision support and electronic clinical quality measurement. *AMIA Annu. Symp. Proc.* 2015: 843–51


 Medline (/servlet/linkout?suffix=B83&dbid=8&doi=10.1146%2Fannurev-biodatasci-080917-013459&key=26958220) | Google Scholar

(http://scholar.google.com/scholar\_lookup?hl=en&publication\_year=2015&pages=843-

51&author=Y+Lin&author=CJ+Staes&author=DE+Shields&author=V+Kandula&author=BM+W

Article Location

84. Köhler S, Doelken SC, Ruef BJ, Bauer S, Washington N, et al. **2013**. Construction and accessibility of a cross-species phenotype ontology along with gene annotations for biomedical research. *F1000Research* 2: 30



 Medline (/servlet/linkout?suffix=B84&dbid=8&doi=10.1146%2Fannurev-biodatasci-080917-013459&key=24358873) | Google Scholar

(http://scholar.google.com/scholar\_lookup?

hl=en&publication\_year=2013&pages=30&author=S+K%C3%B6hler&author=SC+Doelken&au  
species+phenotype+ontology+along+with+gene+annotations+for+biomedical+research&) |




Article Location

85. Smedley D, Oellrich A, Köhler S, Ruef B, Sanger Mouse Genet. Proj., et al. **2013**. PhenoDigm: analyzing curated annotations to associate animal models with human diseases. *Database* 2013: bat025

 Crossref (/servlet/linkout?suffix=B85&dbid=16&doi=10.1146%2Fannurev-biodatasci-080917-013459&key=10.1093%2Fdatabase%2Fbat025) |  Medline (/servlet/linkout?suffix=B85&dbid=8&doi=10.1146%2Fannurev-biodatasci-080917-013459&key=23660285) | Google Scholar (http://scholar.google.com/scholar\_lookup?hl=en&publication\_year=2013&pages=bat025&author=D+Smedley&author=A+Oellrich&authc




Article Location

86. Bauer S, Köhler S, Schulz MH, Robinson PN. **2012**. Bayesian ontology querying for accurate and noise-tolerant semantic searches. *Bioinformatics* 28(19): 2502–8

 Crossref (/servlet/linkout?suffix=B86&dbid=16&doi=10.1146%2Fannurev-biodatasci-080917-013459&key=10.1093%2Fbioinformatics%2Fbts471) |  Medline (/servlet/linkout?suffix=B86&dbid=8&doi=10.1146%2Fannurev-biodatasci-080917-013459&key=22843981) |  *Web of Science*<sup>®</sup> (/servlet/linkout?suffix=B86&dbid=128&doi=10.1146%2Fannurev-biodatasci-080917-013459&key=000309687500013) | Google Scholar (http://scholar.google.com/scholar\_lookup?hl=en&publication\_year=2012&pages=2502-8&issue=19&author=S+Bauer&author=S+K%C3%B6hler&author=MH+Schulz&author=PN+Rob tolerant+semantic+searches&) |

Article Location

87. Köhler S, Schulz MH, Krawitz P, Bauer S, Dölken S, et al. **2009**. Clinical diagnostics in human genetics with semantic similarity searches in ontologies. *Am. J. Hum. Genet.* 85(4): 457–64

 Crossref (/servlet/linkout?suffix=B87&dbid=16&doi=10.1146%2Fannurev-biodatasci-080917-013459&key=10.1016%2Fj.ajhg.2009.09.003) |  Medline (/servlet/linkout?suffix=B87&dbid=8&doi=10.1146%2Fannurev-biodatasci-080917-013459&key=19800049) |  *Web of Science*<sup>®</sup> (/servlet/linkout?suffix=B87&dbid=128&doi=10.1146%2Fannurev-biodatasci-080917-013459&key=000270836000003) | Google Scholar (http://scholar.google.com/scholar\_lookup?hl=en&publication\_year=2009&pages=457-64&issue=4&author=S+K%C3%B6hler&author=MH+Schulz&author=P+Krawitz&author=S+Ba

Article Location

88. Zemojtel T, Köhler S, Mackenroth L, Jäger M, Hecht J, et al. **2014**. Effective diagnosis of genetic disease by computational phenotype analysis of the disease-associated genome. *Sci. Transl. Med.* 6(252): 252ra123

[Crossref](#) (/servlet/linkout?suffix=B88&dbid=16&doi=10.1146%2Fannurev-biodatasci-080917-013459&key=10.1126%2Fscitranslmed.3009262) | [Medline](#) (/servlet/linkout?suffix=B88&dbid=8&doi=10.1146%2Fannurev-biodatasci-080917-013459&key=25186178) | [Web of Science](#)<sup>®</sup> (/servlet/linkout?suffix=B88&dbid=128&doi=10.1146%2Fannurev-biodatasci-080917-013459&key=000341305400007) | [Google Scholar](#) ([http://scholar.google.com/scholar\\_lookup?hl=en&publication\\_year=2014&pages=252ra123&issue=252&author=T+Zemojtel&author=S+k+associated+genome&](http://scholar.google.com/scholar_lookup?hl=en&publication_year=2014&pages=252ra123&issue=252&author=T+Zemojtel&author=S+k+associated+genome&)) |

Article Location

89. Smedley D, Jacobsen JOB, Jäger M, Köhler S, Holtgrewe M, et al. **2015**. Next-generation diagnostics and disease-gene discovery with the Exomiser. *Nat. Protoc.* 10(12): 2004–15

[Crossref](#) (/servlet/linkout?suffix=B89&dbid=16&doi=10.1146%2Fannurev-biodatasci-080917-013459&key=10.1038%2Fnprot.2015.124) | [Medline](#) (/servlet/linkout?suffix=B89&dbid=8&doi=10.1146%2Fannurev-biodatasci-080917-013459&key=26562621) | [Web of Science](#)<sup>®</sup> (/servlet/linkout?suffix=B89&dbid=128&doi=10.1146%2Fannurev-biodatasci-080917-013459&key=000366122600008) | [Google Scholar](#) ([http://scholar.google.com/scholar\\_lookup?hl=en&publication\\_year=2015&pages=2004-15&issue=12&author=D+Smedley&author=JOB+Jacobsen&author=M+J%C3%A4ger&author=generation+diagnostics+and+disease-gene+discovery+with+the+Exomiser&](http://scholar.google.com/scholar_lookup?hl=en&publication_year=2015&pages=2004-15&issue=12&author=D+Smedley&author=JOB+Jacobsen&author=M+J%C3%A4ger&author=generation+diagnostics+and+disease-gene+discovery+with+the+Exomiser&)) |




Article Location

90. Bone WP, Washington NL, Buske OJ, Adams DR, Davis J, et al. **2016**. Computational evaluation of exome sequence data using human and model organism phenotypes improves diagnostic efficiency. *Genet. Med.* 18(6): 608–17

[Crossref](#) (/servlet/linkout?suffix=B90&dbid=16&doi=10.1146%2Fannurev-biodatasci-080917-013459&key=10.1038%2Fgim.2015.137) | [Medline](#) (/servlet/linkout?suffix=B90&dbid=8&doi=10.1146%2Fannurev-biodatasci-080917-013459&key=26562225) | [Web of Science](#)<sup>®</sup> (/servlet/linkout?suffix=B90&dbid=128&doi=10.1146%2Fannurev-biodatasci-080917-013459&key=000378184300010) | [Google Scholar](#) ([http://scholar.google.com/scholar\\_lookup?hl=en&publication\\_year=2016&pages=608-17&issue=6&author=WP+Bone&author=NL+Washington&author=OJ+Buske&author=DR+Adar](http://scholar.google.com/scholar_lookup?hl=en&publication_year=2016&pages=608-17&issue=6&author=WP+Bone&author=NL+Washington&author=OJ+Buske&author=DR+Adar))




Article Locations:

91. Singleton MV, Guthery SL, Voelkerding KV, Chen K, Kennedy B, et al. **2014**. Phevor combines multiple biomedical ontologies for accurate identification of disease-causing alleles in single individuals and small nuclear families. *Am. J. Hum. Genet.* 94(4): 599–610

 [Crossref \(/servlet/linkout?suffix=B91&dbid=16&doi=10.1146%2Fannurev-biodatasci-080917-013459&key=10.1016%2Fj.ajhg.2014.03.010\)](/servlet/linkout?suffix=B91&dbid=16&doi=10.1146%2Fannurev-biodatasci-080917-013459&key=10.1016%2Fj.ajhg.2014.03.010) |  [Medline \(/servlet/linkout?suffix=B91&dbid=8&doi=10.1146%2Fannurev-biodatasci-080917-013459&key=24702956\)](/servlet/linkout?suffix=B91&dbid=8&doi=10.1146%2Fannurev-biodatasci-080917-013459&key=24702956) |  [Web of Science® \(/servlet/linkout?suffix=B91&dbid=128&doi=10.1146%2Fannurev-biodatasci-080917-013459&key=000333765300010\)](/servlet/linkout?suffix=B91&dbid=128&doi=10.1146%2Fannurev-biodatasci-080917-013459&key=000333765300010) | [Google Scholar \(http://scholar.google.com/scholar\\_lookup?hl=en&publication\\_year=2014&pages=599-610&issue=4&author=MV+Singleton&author=SL+Guthery&author=KV+Voelkerding&author=Kcausing+alleles+in+single+individuals+and+small+nuclear+families&\)](http://scholar.google.com/scholar_lookup?hl=en&publication_year=2014&pages=599-610&issue=4&author=MV+Singleton&author=SL+Guthery&author=KV+Voelkerding&author=Kcausing+alleles+in+single+individuals+and+small+nuclear+families&) |




Article Location

92. Posey JE, Harel T, Liu P, Rosenfeld JA, James RA, et al. **2017**. Resolution of disease phenotypes resulting from multilocus genomic variation. *N. Engl. J. Med.* 376(1): 21–31

 [Crossref \(/servlet/linkout?suffix=B92&dbid=16&doi=10.1146%2Fannurev-biodatasci-080917-013459&key=10.1056%2FNEJMoa1516767\)](/servlet/linkout?suffix=B92&dbid=16&doi=10.1146%2Fannurev-biodatasci-080917-013459&key=10.1056%2FNEJMoa1516767) |  [Medline \(/servlet/linkout?suffix=B92&dbid=8&doi=10.1146%2Fannurev-biodatasci-080917-013459&key=27959697\)](/servlet/linkout?suffix=B92&dbid=8&doi=10.1146%2Fannurev-biodatasci-080917-013459&key=27959697) |  [Web of Science® \(/servlet/linkout?suffix=B92&dbid=128&doi=10.1146%2Fannurev-biodatasci-080917-013459&key=000391177100005\)](/servlet/linkout?suffix=B92&dbid=128&doi=10.1146%2Fannurev-biodatasci-080917-013459&key=000391177100005) | [Google Scholar \(http://scholar.google.com/scholar\\_lookup?hl=en&publication\\_year=2017&pages=21-31&issue=1&author=JE+Posey&author=T+Harel&author=P+Liu&author=JA+Rosenfeld&authc](http://scholar.google.com/scholar_lookup?hl=en&publication_year=2017&pages=21-31&issue=1&author=JE+Posey&author=T+Harel&author=P+Liu&author=JA+Rosenfeld&authc)

Article Location

93. Philippakis AA, Azzariti DR, Beltran S, Brookes AJ, Brownstein CA, et al. **2015**. The Matchmaker Exchange: a platform for rare disease gene discovery. *Hum. Mutat.* 36(10): 915–21

 [Crossref \(/servlet/linkout?suffix=B93&dbid=16&doi=10.1146%2Fannurev-biodatasci-080917-013459&key=10.1002%2Fhumu.22858\)](/servlet/linkout?suffix=B93&dbid=16&doi=10.1146%2Fannurev-biodatasci-080917-013459&key=10.1002%2Fhumu.22858) |  [Medline \(/servlet/linkout?suffix=B93&dbid=8&doi=10.1146%2Fannurev-biodatasci-080917-013459&key=26295439\)](/servlet/linkout?suffix=B93&dbid=8&doi=10.1146%2Fannurev-biodatasci-080917-013459&key=26295439) |  [Web of Science® \(/servlet/linkout?suffix=B93&dbid=128&doi=10.1146%2Fannurev-biodatasci-080917-013459&key=000362989500001\)](/servlet/linkout?suffix=B93&dbid=128&doi=10.1146%2Fannurev-biodatasci-080917-013459&key=000362989500001) | [Google Scholar \(http://scholar.google.com/scholar\\_lookup?hl=en&publication\\_year=2015&pages=915-21&issue=10&author=AA+Philippakis&author=DR+Azzariti&author=S+Beltran&author=AJ+Bro](http://scholar.google.com/scholar_lookup?hl=en&publication_year=2015&pages=915-21&issue=10&author=AA+Philippakis&author=DR+Azzariti&author=S+Beltran&author=AJ+Bro)


Article Location

More AR articles citing this reference



Article Location

98. Kock-Schoppenhauer A-K, Kamann C, Ulrich H, Duhm-Harbeck P, Ingenerf J. **2017**. Linked data applications through ontology based data access in clinical research. *Stud. Health Technol. Inform.* 235: 131–35

 Medline (/servlet/linkout?suffix=B98&dbid=8&doi=10.1146%2Fannurev-biodatasci-080917-013459&key=28423769) | Google Scholar



([http://scholar.google.com/scholar\\_lookup?hl=en&publication\\_year=2017&pages=131-35&author=A-K+Kock-](http://scholar.google.com/scholar_lookup?hl=en&publication_year=2017&pages=131-35&author=A-K+Kock-Schoppenhauer&author=C+Kamann&author=H+Ulrich&author=P+Duhm-Harbeck&author=J+Ingenerf&title=Linked+data+applications+through+ontology+based+data)

[Schoppenhauer&author=C+Kamann&author=H+Ulrich&author=P+Duhm-](http://scholar.google.com/scholar_lookup?hl=en&publication_year=2017&pages=131-35&author=A-K+Kock-Schoppenhauer&author=C+Kamann&author=H+Ulrich&author=P+Duhm-Harbeck&author=J+Ingenerf&title=Linked+data+applications+through+ontology+based+data)

[Harbeck&author=J+Ingenerf&title=Linked+data+applications+through+ontology+based+data](http://scholar.google.com/scholar_lookup?hl=en&publication_year=2017&pages=131-35&author=A-K+Kock-Schoppenhauer&author=C+Kamann&author=H+Ulrich&author=P+Duhm-Harbeck&author=J+Ingenerf&title=Linked+data+applications+through+ontology+based+data)

Article Location

99. Nussbaum RL, Rehm HL. **2015**. ClinGen and genetic testing: Drs. Nussbaum and Rehm reply. *N. Engl. J. Med.* 373(14): 1379

 Medline (/servlet/linkout?suffix=B99&dbid=8&doi=10.1146%2Fannurev-biodatasci-080917-013459&key=26430707) |  Web of Science® (/servlet/linkout?



suffix=B99&dbid=128&doi=10.1146%2Fannurev-biodatasci-080917-013459&key=000361948600026) | Google Scholar

([http://scholar.google.com/scholar\\_lookup?](http://scholar.google.com/scholar_lookup?hl=en&publication_year=2015&pages=1379&issue=14&author=RL+Nussbaum&author=HL+Rehm)

[hl=en&publication\\_year=2015&pages=1379&issue=14&author=RL+Nussbaum&author=HL+Re](http://scholar.google.com/scholar_lookup?hl=en&publication_year=2015&pages=1379&issue=14&author=RL+Nussbaum&author=HL+Rehm)

Article Location

100. Schulz S, Spackman K, James A, Cocos C, Boeker M. **2011**. Scalable representations of diseases in biomedical ontologies. *J. Biomed. Semant.* 2: S6

 Crossref (/servlet/linkout?suffix=B100&dbid=16&doi=10.1146%2Fannurev-biodatasci-080917-013459&key=10.1186%2F2041-1480-2-S2-S6) |  Medline (/servlet/linkout?

suffix=B100&dbid=8&doi=10.1146%2Fannurev-biodatasci-080917-

013459&key=21624161) | Google Scholar ([http://scholar.google.com/scholar\\_lookup?](http://scholar.google.com/scholar_lookup?hl=en&publication_year=2011&pages=S6&author=S+Schulz&author=K+Spackman&author=A)

[hl=en&publication\\_year=2011&pages=S6&author=S+Schulz&author=K+Spackman&author=A](http://scholar.google.com/scholar_lookup?hl=en&publication_year=2011&pages=S6&author=S+Schulz&author=K+Spackman&author=A)

Article Location

101. Mungall CJ, Koehler S, Robinson P, Holmes I, Haendel M. **2016**. k-BOOM: A Bayesian approach to ontology structure inference, with applications in disease ontology construction. bioRxiv 048843. <https://doi.org/10.1101/048843>




(<https://doi.org/10.1101/048843>)

Google Scholar (<http://scholar.google.com/scholar?>




Article Location

102. Mungall CJ, McMurry JA, Köhler S, Balhoff JP, Borromeo C, et al. **2017**. The Monarch Initiative: an integrative data and analytic platform connecting phenotypes to genotypes across species. *Nucleic Acids Res.* 45(D1): D712–22

 Crossref (/servlet/linkout?suffix=B102&dbid=16&doi=10.1146%2Fannurev-biodatasci-080917-013459&key=10.1093%2Fnar%2Fgkw1128) |  Medline (/servlet/linkout?suffix=B102&dbid=8&doi=10.1146%2Fannurev-biodatasci-080917-013459&key=27899636) |  *Web of Science*® (/servlet/linkout?suffix=B102&dbid=128&doi=10.1146%2Fannurev-biodatasci-080917-013459&key=000396575500100) | Google Scholar  
(http://scholar.google.com/scholar\_lookup?hl=en&publication\_year=2017&pages=D712-22&issue=D1&author=CJ+Mungall&author=JA+McMurry&author=S+K%C3%B6hler&author=J




Article Location

103. Faria D, Jiménez-Ruiz E, Pesquita C, Santos E, Couto FM. **2014**. Towards annotating potential incoherences in BioPortal mappings. In *The Semantic Web: ISWC 2014*, ed. P Mika, T Tudorache, A Bernstein, C Welty, C Knoblock, et al., pp. 17–32. Lect. Notes Comput. Sci. 8797. Cham, Switz.: Springer Int.

 Crossref (/servlet/linkout?suffix=B103&dbid=16&doi=10.1146%2Fannurev-biodatasci-080917-013459&key=10.1007%2F978-3-319-11915-1\_2) | Google Scholar  
(http://scholar.google.com/scholar\_lookup?hl=en&publication\_year=2014&pages=17-32&author=D+Faria&author=E+Jim%C3%A9nez-Ruiz&author=C+Pesquita&author=E+Santos&author=FM+Couto&title=The+Semantic+Web%3

Article Location

104. Banchereau R, Hong S, Cantarel B, Baldwin N, Baisch J, et al. **2016**. Personalized immunomonitoring uncovers molecular networks that stratify lupus patients. *Cell* 165(3): 551–65

 Crossref (/servlet/linkout?suffix=B104&dbid=16&doi=10.1146%2Fannurev-biodatasci-080917-013459&key=10.1016%2Fj.cell.2016.03.008) |  Medline (/servlet/linkout?suffix=B104&dbid=8&doi=10.1146%2Fannurev-biodatasci-080917-013459&key=27040498) |  *Web of Science*® (/servlet/linkout?suffix=B104&dbid=128&doi=10.1146%2Fannurev-biodatasci-080917-013459&key=000374636800015) | Google Scholar

([http://scholar.google.com/scholar\\_lookup?hl=en&publication\\_year=2016&pages=551-65&issue=3&author=R+Banchereau&author=S+Hong&author=B+Cantarel&author=N+Baldwir](http://scholar.google.com/scholar_lookup?hl=en&publication_year=2016&pages=551-65&issue=3&author=R+Banchereau&author=S+Hong&author=B+Cantarel&author=N+Baldwir))

Article Location

More AR articles citing this reference

105. Natl. Res. Counc. **2011**. *Toward Precision Medicine: Building a Knowledge Network for Biomedical Research and a New Taxonomy of Disease*. Washington, DC: Natl. Acad. Press

Google Scholar ([http://scholar.google.com/scholar\\_lookup?](http://scholar.google.com/scholar_lookup?hl=en&publication_year=2011&author=Natl.+Res.+Counc.&title=Toward+Precision+Medicine)

[hl=en&publication\\_year=2011&author=Natl.+Res.+Counc.&title=Toward+Precision+Medicine](http://scholar.google.com/scholar_lookup?hl=en&publication_year=2011&author=Natl.+Res.+Counc.&title=Toward+Precision+Medicine))


Article Location

More AR articles citing this reference

106. Clare AJ, Wicky HE, Empson RM, Hughes SM. **2017**. RNA-sequencing analysis reveals a regulatory role for transcription factor *Fezf2* in the mature motor cortex. *Front. Mol. Neurosci.* 10: 283

 Crossref (</servlet/linkout?suffix=B106&dbid=16&doi=10.1146%2Fannurev-biodatasci-080917-013459&key=10.3389%2Ffmol.2017.00283>) |  Medline ([/servlet/linkout?](/servlet/linkout?suffix=B106&dbid=8&doi=10.1146%2Fannurev-biodatasci-080917-013459&key=28936162)

[suffix=B106&dbid=8&doi=10.1146%2Fannurev-biodatasci-080917-](/servlet/linkout?suffix=B106&dbid=8&doi=10.1146%2Fannurev-biodatasci-080917-013459&key=28936162)

[013459&key=28936162](/servlet/linkout?suffix=B106&dbid=8&doi=10.1146%2Fannurev-biodatasci-080917-013459&key=28936162)) |  *Web of Science*® ([/servlet/linkout?](/servlet/linkout?suffix=B106&dbid=128&doi=10.1146%2Fannurev-biodatasci-080917-013459&key=000410093500001)

[suffix=B106&dbid=128&doi=10.1146%2Fannurev-biodatasci-080917-](/servlet/linkout?suffix=B106&dbid=128&doi=10.1146%2Fannurev-biodatasci-080917-013459&key=000410093500001)

[013459&key=000410093500001](/servlet/linkout?suffix=B106&dbid=128&doi=10.1146%2Fannurev-biodatasci-080917-013459&key=000410093500001)) | Google Scholar

([http://scholar.google.com/scholar\\_lookup?](http://scholar.google.com/scholar_lookup?hl=en&publication_year=2017&pages=283&author=AJ+Clare&author=HE+Wicky&author=RM+sequencing+analysis+reveals+a+regulatory+role+for+transcription+factor+Fezf2+in+the+mat)

[hl=en&publication\\_year=2017&pages=283&author=AJ+Clare&author=HE+Wicky&author=RM+](http://scholar.google.com/scholar_lookup?hl=en&publication_year=2017&pages=283&author=AJ+Clare&author=HE+Wicky&author=RM+sequencing+analysis+reveals+a+regulatory+role+for+transcription+factor+Fezf2+in+the+mat)


[sequencing+analysis+reveals+a+regulatory+role+for+transcription+factor+Fezf2+in+the+mat](http://scholar.google.com/scholar_lookup?hl=en&publication_year=2017&pages=283&author=AJ+Clare&author=HE+Wicky&author=RM+sequencing+analysis+reveals+a+regulatory+role+for+transcription+factor+Fezf2+in+the+mat))

Article Location

107. Eidsaa M, Stubbs L, Almaas E. **2017**. Comparative analysis of weighted gene co-expression networks in human and mouse. *PLOS ONE* 12(11): e0187611

 Crossref (</servlet/linkout?suffix=B107&dbid=16&doi=10.1146%2Fannurev-biodatasci-080917-013459&key=10.1371%2Fjournal.pone.0187611>) |  Medline ([/servlet/linkout?](/servlet/linkout?suffix=B107&dbid=8&doi=10.1146%2Fannurev-biodatasci-080917-013459&key=29161290)

[suffix=B107&dbid=8&doi=10.1146%2Fannurev-biodatasci-080917-](/servlet/linkout?suffix=B107&dbid=8&doi=10.1146%2Fannurev-biodatasci-080917-013459&key=29161290)

[013459&key=29161290](/servlet/linkout?suffix=B107&dbid=8&doi=10.1146%2Fannurev-biodatasci-080917-013459&key=29161290)) |  *Web of Science*® ([/servlet/linkout?](/servlet/linkout?suffix=B107&dbid=128&doi=10.1146%2Fannurev-biodatasci-080917-013459&key=000415987000012)

[suffix=B107&dbid=128&doi=10.1146%2Fannurev-biodatasci-080917-](/servlet/linkout?suffix=B107&dbid=128&doi=10.1146%2Fannurev-biodatasci-080917-013459&key=000415987000012)

[013459&key=000415987000012](/servlet/linkout?suffix=B107&dbid=128&doi=10.1146%2Fannurev-biodatasci-080917-013459&key=000415987000012)) | Google Scholar

([http://scholar.google.com/scholar\\_lookup?](http://scholar.google.com/scholar_lookup?hl=en&publication_year=2017&pages=e0187611&issue=11&author=M+Eidsaa&author=L+Stul+expression+networks+in+human+and+mouse)

[hl=en&publication\\_year=2017&pages=e0187611&issue=11&author=M+Eidsaa&author=L+Stul](http://scholar.google.com/scholar_lookup?hl=en&publication_year=2017&pages=e0187611&issue=11&author=M+Eidsaa&author=L+Stul+expression+networks+in+human+and+mouse)

[expression+networks+in+human+and+mouse](http://scholar.google.com/scholar_lookup?hl=en&publication_year=2017&pages=e0187611&issue=11&author=M+Eidsaa&author=L+Stul+expression+networks+in+human+and+mouse)) |

Article Location

108. Menche J, Guney E, Sharma A, Branigan PJ, Loza MJ, et al. **2017**. Integrating personalized gene expression profiles into predictive disease-associated gene pools. *NPJ Syst. Biol. Appl.* 3: 10

[Crossref](#) (/servlet/linkout?suffix=B108&dbid=16&doi=10.1146%2Fannurev-biodatasci-080917-013459&key=10.1038%2Fs41540-017-0009-0) | [Medline](#) (/servlet/linkout?suffix=B108&dbid=8&doi=10.1146%2Fannurev-biodatasci-080917-013459&key=28649437) | [Google Scholar](#) ([http://scholar.google.com/scholar\\_lookup?hl=en&publication\\_year=2017&pages=10&author=J+Menche&author=E+Guney&author=A+St+associated+gene+pools&](http://scholar.google.com/scholar_lookup?hl=en&publication_year=2017&pages=10&author=J+Menche&author=E+Guney&author=A+St+associated+gene+pools&)) |

Article Location

109. Yu G, Wang L-G, Yan G-R, He Q-Y. **2015**. DOSE: an R/Bioconductor package for disease ontology semantic and enrichment analysis. *Bioinformatics* 31(4): 608–9

[Crossref](#) (/servlet/linkout?suffix=B109&dbid=16&doi=10.1146%2Fannurev-biodatasci-080917-013459&key=10.1093%2Fbioinformatics%2Fbtu684) | [Medline](#) (/servlet/linkout?suffix=B109&dbid=8&doi=10.1146%2Fannurev-biodatasci-080917-013459&key=25677125) | [Web of Science](#)<sup>®</sup> (/servlet/linkout?suffix=B109&dbid=128&doi=10.1146%2Fannurev-biodatasci-080917-013459&key=000350059600025) | [Google Scholar](#) ([http://scholar.google.com/scholar\\_lookup?hl=en&publication\\_year=2015&pages=608-9&issue=4&author=G+Yu&author=L-G+Wang&author=G-R+Yan&author=Q-Y+He&title=DOSE%3A+an+R%2FBioconductor+package+for+disease+ontology+semantic+an](http://scholar.google.com/scholar_lookup?hl=en&publication_year=2015&pages=608-9&issue=4&author=G+Yu&author=L-G+Wang&author=G-R+Yan&author=Q-Y+He&title=DOSE%3A+an+R%2FBioconductor+package+for+disease+ontology+semantic+an)

Article Location

110. LePendou P, Musen MA, Shah NH. **2011**. Enabling enrichment analysis with the Human Disease Ontology. *J. Biomed. Inform.* 44: S31–38

[Crossref](#) (/servlet/linkout?suffix=B110&dbid=16&doi=10.1146%2Fannurev-biodatasci-080917-013459&key=10.1016%2Fj.jbi.2011.04.007) | [Medline](#) (/servlet/linkout?suffix=B110&dbid=8&doi=10.1146%2Fannurev-biodatasci-080917-013459&key=21550421) | [Google Scholar](#) ([http://scholar.google.com/scholar\\_lookup?hl=en&publication\\_year=2011&pages=S31-38&author=P+LePendou&author=MA+Musen&author=NH+Shah&title=Enabling+enrichment+a](http://scholar.google.com/scholar_lookup?hl=en&publication_year=2011&pages=S31-38&author=P+LePendou&author=MA+Musen&author=NH+Shah&title=Enabling+enrichment+a)

Article Location

111. Ibn-Salem J, Köhler S, Love MI, Chung H-R, Huang N, et al. **2014**. Deletions of chromosomal

regulatory boundaries are associated with congenital disease. *Genome Biol.* 15(9): 423

[Crossref](#) (/servlet/linkout?suffix=B111&dbid=16&doi=10.1146%2Fannurev-biodatasci-080917-013459&key=10.1186%2Fs13059-014-0423-1) | [Medline](#) (/servlet/linkout?suffix=B111&dbid=8&doi=10.1146%2Fannurev-biodatasci-080917-013459&key=25315429) | [Web of Science](#)<sup>®</sup> (/servlet/linkout?suffix=B111&dbid=128&doi=10.1146%2Fannurev-biodatasci-080917-013459&key=000346604700001) | [Google Scholar](#) ([http://scholar.google.com/scholar\\_lookup?hl=en&publication\\_year=2014&pages=423&issue=9&author=J+Ibn-Salem&author=S+K%C3%B6hler&author=MI+Love&author=H-R+Chung&author=N+Huang&title=Deletions+of+chromosomal+regulatory+boundaries+are+a](http://scholar.google.com/scholar_lookup?hl=en&publication_year=2014&pages=423&issue=9&author=J+Ibn-Salem&author=S+K%C3%B6hler&author=MI+Love&author=H-R+Chung&author=N+Huang&title=Deletions+of+chromosomal+regulatory+boundaries+are+a)

Article Location

More AR articles citing this reference

112. McLean CY, Bristor D, Hiller M, Clarke SL, Schaar BT, et al. **2010**. GREAT improves functional interpretation of cis-regulatory regions. *Nat. Biotechnol.* 28(5): 495–501

[Crossref](#) (/servlet/linkout?suffix=B112&dbid=16&doi=10.1146%2Fannurev-biodatasci-080917-013459&key=10.1038%2Fnbt.1630) | [Medline](#) (/servlet/linkout?suffix=B112&dbid=8&doi=10.1146%2Fannurev-biodatasci-080917-013459&key=20436461) | [Web of Science](#)<sup>®</sup> (/servlet/linkout?suffix=B112&dbid=128&doi=10.1146%2Fannurev-biodatasci-080917-013459&key=000277452700030) | [Google Scholar](#) ([http://scholar.google.com/scholar\\_lookup?hl=en&publication\\_year=2010&pages=495-501&issue=5&author=CY+McLean&author=D+Bristor&author=M+Hiller&author=SL+Clarke&au+regulatory+regions&](http://scholar.google.com/scholar_lookup?hl=en&publication_year=2010&pages=495-501&issue=5&author=CY+McLean&author=D+Bristor&author=M+Hiller&author=SL+Clarke&au+regulatory+regions&)) |

Article Location




113. Greene CS, Krishnan A, Wong AK, Ricciotti E, Zelaya RA, et al. **2015**. Understanding multicellular function and disease with human tissue-specific networks. *Nat. Genet.* 47(6): 569–76

[Crossref](#) (/servlet/linkout?suffix=B113&dbid=16&doi=10.1146%2Fannurev-biodatasci-080917-013459&key=10.1038%2Fng.3259) | [Medline](#) (/servlet/linkout?suffix=B113&dbid=8&doi=10.1146%2Fannurev-biodatasci-080917-013459&key=25915600) | [Web of Science](#)<sup>®</sup> (/servlet/linkout?suffix=B113&dbid=128&doi=10.1146%2Fannurev-biodatasci-080917-013459&key=000355386500005) | [Google Scholar](#) ([http://scholar.google.com/scholar\\_lookup?hl=en&publication\\_year=2015&pages=569-](http://scholar.google.com/scholar_lookup?hl=en&publication_year=2015&pages=569-)

76&issue=6&author=CS+Greene&author=A+Krishnan&author=AK+Wong&author=E+Ricciotti&specific+networks&) |



#### Article Location

114. Sarntivijai S, Vasant D, Jupp S, Saunders G, Bento AP, et al. **2016**. Linking rare and common disease: mapping clinical disease-phenotypes to ontologies in therapeutic target validation. *J. Biomed. Semant.* 7: 8

 Crossref (/servlet/linkout?suffix=B114&dbid=16&doi=10.1146%2Fannurev-biodatasci-080917-013459&key=10.1186%2Fs13326-016-0051-7) |  Medline (/servlet/linkout?suffix=B114&dbid=8&doi=10.1146%2Fannurev-biodatasci-080917-013459&key=27011785) |  *Web of Science*<sup>®</sup> (/servlet/linkout?suffix=B114&dbid=128&doi=10.1146%2Fannurev-biodatasci-080917-013459&key=000373262000001) | Google Scholar (http://scholar.google.com/scholar\_lookup?hl=en&publication\_year=2016&pages=8&author=S+Sarntivijai&author=D+Vasant&author=S+.phenotypes+to+ontologies+in+therapeutic+target+validation&) |



#### Article Location

115. Opap K, Mulder N. **2017**. Recent advances in predicting gene–disease associations. *F1000Research* 6: 578

 Crossref (/servlet/linkout?suffix=B115&dbid=16&doi=10.1146%2Fannurev-biodatasci-080917-013459&key=10.12688%2Ff1000research.10788.1) |  Medline (/servlet/linkout?suffix=B115&dbid=8&doi=10.1146%2Fannurev-biodatasci-080917-013459&key=28529714) | Google Scholar (http://scholar.google.com/scholar\_lookup?hl=en&publication\_year=2017&pages=578&author=K+Opap&author=N+Mulder&title=Recent-

#### Article Location

116. Hu Y, Zhou W, Ren J, Dong L, Wang Y, et al. **2016**. Annotating the function of the human genome with Gene Ontology and Disease Ontology. *Biomed Res. Int.* 2016: 4130861

 Crossref (/servlet/linkout?suffix=B116&dbid=16&doi=10.1146%2Fannurev-biodatasci-080917-013459&key=10.1155%2F2016%2F4130861) |  Medline (/servlet/linkout?suffix=B116&dbid=8&doi=10.1146%2Fannurev-biodatasci-080917-013459&key=27635398) | Google Scholar (http://scholar.google.com/scholar\_lookup?hl=en&publication\_year=2016&pages=4130861&author=Y+Hu&author=W+Zhou&author=J+R&

#### Article Location

117. Forrey AW, McDonald CJ, DeMoor G, Huff SM, Leavelle D, et al. **1996**. Logical observation

identifier names and codes (LOINC) database: a public use set of codes and names for electronic reporting of clinical laboratory test results. *Clin. Chem.* 42(1): 81–90

[Crossref](#) (/servlet/linkout?suffix=B117&dbid=8&doi=10.1146%2Fannurev-biodatasci-080917-013459&key=8565239) | [Web of Science](#)<sup>®</sup> (/servlet/linkout?suffix=B117&dbid=128&doi=10.1146%2Fannurev-biodatasci-080917-013459&key=A1996TR04000017) | [Google Scholar](#) ([http://scholar.google.com/scholar\\_lookup?hl=en&publication\\_year=1996&pages=81-90&issue=1&author=AW+Forrey&author=CJ+McDonald&author=G+DeMoor&author=SM+Huff](http://scholar.google.com/scholar_lookup?hl=en&publication_year=1996&pages=81-90&issue=1&author=AW+Forrey&author=CJ+McDonald&author=G+DeMoor&author=SM+Huff))  
More AR articles citing this reference

118. Maritz R, Aronsky D, Proding B. **2017**. The International Classification of Functioning, Disability and Health (ICF) in electronic health records: a systematic literature review. *Appl. Clin. Inform.* 8(3): 964–80

[Crossref](#) (/servlet/linkout?suffix=B118&dbid=16&doi=10.1146%2Fannurev-biodatasci-080917-013459&key=10.4338%2FACI-2017050078) | [Medline](#) (/servlet/linkout?suffix=B118&dbid=8&doi=10.1146%2Fannurev-biodatasci-080917-013459&key=28933506) | [Web of Science](#)<sup>®</sup> (/servlet/linkout?suffix=B118&dbid=128&doi=10.1146%2Fannurev-biodatasci-080917-013459&key=000413010400017) | [Google Scholar](#) ([http://scholar.google.com/scholar\\_lookup?hl=en&publication\\_year=2017&pages=964-80&issue=3&author=R+Maritz&author=D+Aronsky&author=B+Proding&title=The+Internatic](http://scholar.google.com/scholar_lookup?hl=en&publication_year=2017&pages=964-80&issue=3&author=R+Maritz&author=D+Aronsky&author=B+Proding&title=The+Internatic))

119. Mitchell JA, Loughman WD, Epstein CJ. **1980**. GENFILES: a computerized medical genetics information network. II. MEDGEN: the clinical genetics system. *Am. J. Med. Genet.* 7(3): 251–66




[Crossref](#) (/servlet/linkout?suffix=B119&dbid=16&doi=10.1146%2Fannurev-biodatasci-080917-013459&key=10.1002%2Fajmg.1320070304) | [Medline](#) (/servlet/linkout?suffix=B119&dbid=8&doi=10.1146%2Fannurev-biodatasci-080917-013459&key=7468653) | [Web of Science](#)<sup>®</sup> (/servlet/linkout?suffix=B119&dbid=128&doi=10.1146%2Fannurev-biodatasci-080917-013459&key=A1980KV08600003) | [Google Scholar](#) ([http://scholar.google.com/scholar\\_lookup?hl=en&publication\\_year=1980&pages=251-66&issue=3&author=JA+Mitchell&author=WD+Loughman&author=CJ+Epstein&title=GENFILE](http://scholar.google.com/scholar_lookup?hl=en&publication_year=1980&pages=251-66&issue=3&author=JA+Mitchell&author=WD+Loughman&author=CJ+Epstein&title=GENFILE))

120. Jouhet V, Mougin F, Bréchat B, Thiessard F. **2017**. Building a model for disease classification integration in oncology, an approach based on the national cancer institute thesaurus. *J. Biomed. Semant.* 8(1): 6




[Crossref](#) (/servlet/linkout?suffix=B120&dbid=16&doi=10.1146%2Fannurev-biodatasci-080917-013459&key=10.1186%2Fs13326-017-0114-4) | [Medline](#) (/servlet/linkout?

suffix=B120&dbid=8&doi=10.1146%2Fannurev-biodatasci-080917-013459&key=28173841) | Google Scholar ([http://scholar.google.com/scholar\\_lookup?hl=en&publication\\_year=2017&pages=6&issue=1&author=V+Jouhet&author=F+Mougin&auth](http://scholar.google.com/scholar_lookup?hl=en&publication_year=2017&pages=6&issue=1&author=V+Jouhet&author=F+Mougin&auth))



121. Malone J, Holloway E, Adamusiak T, Kapushesky M, Zheng J, et al. **2010**. Modeling sample variables with an Experimental Factor Ontology. *Bioinformatics* 26(8): 1112–18








 Crossref (</servlet/linkout?suffix=B121&dbid=16&doi=10.1146%2Fannurev-biodatasci-080917-013459&key=10.1093%2Fbioinformatics%2Fbtq099>) |  Medline (</servlet/linkout?suffix=B121&dbid=8&doi=10.1146%2Fannurev-biodatasci-080917-013459&key=20200009>) |  *Web of Science*<sup>®</sup> (</servlet/linkout?suffix=B121&dbid=128&doi=10.1146%2Fannurev-biodatasci-080917-013459&key=000276737100019>) | Google Scholar ([http://scholar.google.com/scholar\\_lookup?hl=en&publication\\_year=2010&pages=1112-18&issue=8&author=J+Malone&author=E+Holloway&author=T+Adamusiak&author=M+Kapu](http://scholar.google.com/scholar_lookup?hl=en&publication_year=2010&pages=1112-18&issue=8&author=J+Malone&author=E+Holloway&author=T+Adamusiak&author=M+Kapu))

122. Kibbe WA, Arze C, Felix V, Mitraka E, Bolton E, et al. **2015**. Disease Ontology 2015 update: an expanded and updated database of human diseases for linking biomedical knowledge through disease data. *Nucleic Acids Res.* 43: D1071–78

 Crossref (</servlet/linkout?suffix=B122&dbid=16&doi=10.1146%2Fannurev-biodatasci-080917-013459&key=10.1093%2Fnar%2Fgku1011>) |  Medline (</servlet/linkout?suffix=B122&dbid=8&doi=10.1146%2Fannurev-biodatasci-080917-013459&key=25348409>) |  *Web of Science*<sup>®</sup> (</servlet/linkout?suffix=B122&dbid=128&doi=10.1146%2Fannurev-biodatasci-080917-013459&key=000350210400157>) | Google Scholar ([http://scholar.google.com/scholar\\_lookup?hl=en&publication\\_year=2015&pages=D1071-78&author=WA+Kibbe&author=C+Arze&author=V+Felix&author=E+Mitraka&author=E+Bolton](http://scholar.google.com/scholar_lookup?hl=en&publication_year=2015&pages=D1071-78&author=WA+Kibbe&author=C+Arze&author=V+Felix&author=E+Mitraka&author=E+Bolton))

123. Hayman GT, Laulerkind SJF, Smith JR, Wang S-J, Petri V, et al. **2016**. The Disease Portals, disease–gene annotation and the RGD disease ontology at the Rat Genome Database. *Database* 2016: baw034


 Crossref (</servlet/linkout?suffix=B123&dbid=16&doi=10.1146%2Fannurev-biodatasci-080917-013459&key=10.1093%2Fdatabase%2Fbaw034>) |  Medline (</servlet/linkout?suffix=B123&dbid=8&doi=10.1146%2Fannurev-biodatasci-080917-013459&key=27009807>) | Google Scholar ([http://scholar.google.com/scholar\\_lookup?hl=en&publication\\_year=2016&pages=baw034&author=GT+Hayman&author=SJF+Laulerki+J+Wang&author=V+Petri&title=The+Disease+Portals%2C+disease%E2%80%93gene+annotati](http://scholar.google.com/scholar_lookup?hl=en&publication_year=2016&pages=baw034&author=GT+Hayman&author=SJF+Laulerki+J+Wang&author=V+Petri&title=The+Disease+Portals%2C+disease%E2%80%93gene+annotati))

124. APA (Am. Psychiatr. Assoc.). **2013**. *Diagnostic and Statistical Manual of Mental Disorders*. Arlington, VA: APA. 5th ed.  
Google Scholar ([http://scholar.google.com/scholar\\_lookup?hl=en&publication\\_year=2013&author=APA+%28Am.+Psychiatr.+Assoc.%29.&title=Diagnostic](http://scholar.google.com/scholar_lookup?hl=en&publication_year=2013&author=APA+%28Am.+Psychiatr.+Assoc.%29.&title=Diagnostic))
125. Cowell LG, Smith B. **2010**. Infectious Disease Ontology. In *Infectious Disease Informatics*, ed. V Sintchenko, pp. 373–95. New York: Springer-Verlag  
 Crossref ([/servlet/linkout?suffix=B125&dbid=16&doi=10.1146%2Fannurev-biodatasci-080917-013459&key=10.1007%2F978-1-4419-1327-2\\_19](/servlet/linkout?suffix=B125&dbid=16&doi=10.1146%2Fannurev-biodatasci-080917-013459&key=10.1007%2F978-1-4419-1327-2_19)) | Google Scholar ([http://scholar.google.com/scholar\\_lookup?hl=en&publication\\_year=2010&pages=373-95&author=LG+Cowell&author=B+Smith&title=Infectious+Disease+Informatics](http://scholar.google.com/scholar_lookup?hl=en&publication_year=2010&pages=373-95&author=LG+Cowell&author=B+Smith&title=Infectious+Disease+Informatics)) |
126. Gordon CL, Pouch S, Cowell LG, Boland MR, Platt HL, et al. **2013**. Design and evaluation of a bacterial clinical infectious diseases ontology. *AMIA Annu. Symp. Proc.* 2013: 502–11  
 Medline (</servlet/linkout?suffix=B126&dbid=8&doi=10.1146%2Fannurev-biodatasci-080917-013459&key=24551353>) | Google Scholar ([http://scholar.google.com/scholar\\_lookup?hl=en&publication\\_year=2013&pages=502-11&author=CL+Gordon&author=S+Pouch&author=LG+Cowell&author=MR+Boland&author=H](http://scholar.google.com/scholar_lookup?hl=en&publication_year=2013&pages=502-11&author=CL+Gordon&author=S+Pouch&author=LG+Cowell&author=MR+Boland&author=H))
127. Younesi E, Malhotra A, Gündel M, Scordis P, Kodamullil AT, et al. **2015**. PDON: Parkinson's disease ontology for representation and modeling of the Parkinson's disease knowledge domain. *Theor. Biol. Med. Model.* 12(1): 20  
 Crossref (</servlet/linkout?suffix=B127&dbid=16&doi=10.1146%2Fannurev-biodatasci-080917-013459&key=10.1186%2Fs12976-015-0017-y>) |  Medline (</servlet/linkout?suffix=B127&dbid=8&doi=10.1146%2Fannurev-biodatasci-080917-013459&key=26395080>) | Google Scholar ([http://scholar.google.com/scholar\\_lookup?hl=en&publication\\_year=2015&pages=20&issue=1&author=E+Younesi&author=A+Malhotra&](http://scholar.google.com/scholar_lookup?hl=en&publication_year=2015&pages=20&issue=1&author=E+Younesi&author=A+Malhotra&))
128. Mugzach O, Peleg M, Bagley SC, Guter SJ, Cook EH, Altman RB. **2015**. An ontology for Autism Spectrum Disorder (ASD) to infer ASD phenotypes from Autism Diagnostic Interview-Revised data. *J. Biomed. Inform.* 56: 333–47  
 Crossref (</servlet/linkout?suffix=B128&dbid=16&doi=10.1146%2Fannurev-biodatasci-080917-013459&key=10.1016%2Fj.jbi.2015.06.026>) |  Medline (</servlet/linkout?suffix=B128&dbid=8&doi=10.1146%2Fannurev-biodatasci-080917-013459&key=26151311>) |  *Web of Science*® (</servlet/linkout?suffix=B128&dbid=128&doi=10.1146%2Fannurev-biodatasci-080917-013459&key=000359752100030>) | Google Scholar





([http://scholar.google.com/scholar\\_lookup?hl=en&publication\\_year=2015&pages=333-47&author=O+Mugzach&author=M+Peleg&author=SC+Bagley&author=SJ+Guter&author=EH+Revised+data&](http://scholar.google.com/scholar_lookup?hl=en&publication_year=2015&pages=333-47&author=O+Mugzach&author=M+Peleg&author=SC+Bagley&author=SJ+Guter&author=EH+Revised+data&)) |

129. McCray AT, Trevvett P, Frost HR. **2014**. Modeling the autism spectrum disorder phenotype. *Neuroinformatics* 12(2): 291–305  
[Crossref](#) (/servlet/linkout?suffix=B129&dbid=16&doi=10.1146%2Fannurev-biodatasci-080917-013459&key=10.1007%2Fs12021-013-9211-4) | [Medline](#) (/servlet/linkout?suffix=B129&dbid=8&doi=10.1146%2Fannurev-biodatasci-080917-013459&key=24163114) | [Web of Science](#)<sup>®</sup> (/servlet/linkout?suffix=B129&dbid=128&doi=10.1146%2Fannurev-biodatasci-080917-013459&key=000335215600006) | Google Scholar ([http://scholar.google.com/scholar\\_lookup?hl=en&publication\\_year=2014&pages=291-305&issue=2&author=AT+McCray&author=P+Trevvett&author=HR+Frost&title=Modeling+the+](http://scholar.google.com/scholar_lookup?hl=en&publication_year=2014&pages=291-305&issue=2&author=AT+McCray&author=P+Trevvett&author=HR+Frost&title=Modeling+the+))
130. Fisher HM, Hoehndorf R, Bazelato BS, Dadras SS, King LE Jr., et al. **2016**. DermO; an ontology for the description of dermatologic disease. *J. Biomed. Semant.* 7: 38  
[Crossref](#) (/servlet/linkout?suffix=B130&dbid=16&doi=10.1146%2Fannurev-biodatasci-080917-013459&key=10.1186%2Fs13326-016-0085-x) | [Medline](#) (/servlet/linkout?suffix=B130&dbid=8&doi=10.1146%2Fannurev-biodatasci-080917-013459&key=27296450) | [Web of Science](#)<sup>®</sup> (/servlet/linkout?suffix=B130&dbid=128&doi=10.1146%2Fannurev-biodatasci-080917-013459&key=000379111700001) | Google Scholar ([http://scholar.google.com/scholar\\_lookup?hl=en&publication\\_year=2016&pages=38&author=HM+Fisher&author=R+Hoehndorf&author=](http://scholar.google.com/scholar_lookup?hl=en&publication_year=2016&pages=38&author=HM+Fisher&author=R+Hoehndorf&author=))
131. Takatsuki T, Saito M, Kumagai S, Takayama E, Ohshima K, et al. *A RDF-based portal of biological phenotype data created in Japan*. Presented at Int. Semant. Web Conf., 15th, Kobe, Japan  
Google Scholar ([http://scholar.google.com/scholar\\_lookup?hl=en&author=T+Takatsuki&author=M+Saito&author=S+Kumagai&author=E+Takayama&author=](http://scholar.google.com/scholar_lookup?hl=en&author=T+Takatsuki&author=M+Saito&author=S+Kumagai&author=E+Takayama&author=)  
based+portal+of+biological+phenotype+data+created+in+Japan) |
132. Daughton AR, Priedhorsky R, Fairchild G, Generous N, Hengartner A, et al. **2017**. An extensible framework and database of infectious disease for biosurveillance. *BMC Infect. Dis.* 17(1): 549  
[Crossref](#) (/servlet/linkout?suffix=B132&dbid=16&doi=10.1146%2Fannurev-biodatasci-


080917-013459&key=10.1186%2Fs12879-017-2650-z) |  Medline (/servlet/linkout?suffix=B132&dbid=8&doi=10.1146%2Fannurev-biodatasci-080917-013459&key=28784113) | Google Scholar (http://scholar.google.com/scholar\_lookup?hl=en&publication\_year=2017&pages=549&issue=1&author=AR+Daughton&author=R+Priedh

133. Barton A, Barton A, Rosier A, Rosier A, Burgun A, Ethier J-F. **2014**. The cardiovascular disease ontology. In *Formal Ontology in Information Systems*, ed. P Garbacz, O Kutz, pp. 409–14. Front. Artif. Intell. Appl. 267. Amsterdam: IOS
- Google Scholar (http://scholar.google.com/scholar\_lookup?hl=en&publication\_year=2014&pages=409-14&author=A+Barton&author=A+Barton&author=A+Rosier&author=A+Rosier&author=A+Burg F+Ethier&title=Formal+Ontology+in+Information+Systems) |




134. Ceusters W, Smith B. **2010**. Foundations for a realist ontology of mental disease. *J. Biomed. Semant.* 1(1): 10

 Crossref (/servlet/linkout?suffix=B134&dbid=16&doi=10.1146%2Fannurev-biodatasci-080917-013459&key=10.1186%2F2041-1480-1-10) |  Medline (/servlet/linkout?suffix=B134&dbid=8&doi=10.1146%2Fannurev-biodatasci-080917-013459&key=21143905) | Google Scholar (http://scholar.google.com/scholar\_lookup?hl=en&publication\_year=2010&pages=10&issue=1&author=W+Ceusters&author=B+Smith&tit

135. Schleyer TK, Ruttenberg A, Duncan W, Haendel M, Torniai C, et al. **2013**. An ontology-based method for secondary use of electronic dental record data. *AMIA Jt. Summits Transl. Sci. Proc.* 2013: 234–38


 Medline (/servlet/linkout?suffix=B135&dbid=8&doi=10.1146%2Fannurev-biodatasci-080917-013459&key=24303273) | Google Scholar (http://scholar.google.com/scholar\_lookup?hl=en&publication\_year=2013&pages=234-38&author=TK+Schleyer&author=A+Ruttenberg&author=W+Duncan&author=M+Haendel&aut based+method+for+secondary+use+of+electronic+dental+record+data&)|

136. Keerthikumar S, Raju R, Kandasamy K, Hijikata A, Ramabadran S, et al. **2009**. RAPID: Resource of Asian Primary Immunodeficiency Diseases. *Nucleic Acids Res.* 37: D863–67



 Crossref (/servlet/linkout?suffix=B136&dbid=16&doi=10.1146%2Fannurev-biodatasci-080917-013459&key=10.1093%2Fnar%2Fgkn682) |  Medline (/servlet/linkout?suffix=B136&dbid=8&doi=10.1146%2Fannurev-biodatasci-080917-013459&key=18842635) |  *Web of Science*<sup>®</sup> (/servlet/linkout?suffix=B136&dbid=128&doi=10.1146%2Fannurev-biodatasci-080917-






susceptibility to disease. *Kobe J. Med. Sci.* 54(6): E290–303

 Medline (/servlet/linkout?suffix=B140&dbid=8&doi=10.1146%2Fannurev-biodatasci-080917-013459&key=19628970) | Google Scholar (http://scholar.google.com/scholar\_lookup?hl=en&publication\_year=2009&pages=E290-303&issue=6&author=Y+Lin&author=N+Sakamoto&title=Ontology+driven+modeling+for+the-




141. Porter JF, Kingsland LC 3rd, Lindberg DA, Shah I, Bengte JM, et al. **1988**. The AI/RHEUM knowledge-based computer consultant system in rheumatology. Performance in the diagnosis of 59 connective tissue disease patients from Japan. *Arthritis Rheum.* 31(2): 219–26

 Crossref (/servlet/linkout?suffix=B141&dbid=16&doi=10.1146%2Fannurev-biodatasci-080917-013459&key=10.1002%2Fart.1780310210) |  Medline (/servlet/linkout?suffix=B141&dbid=8&doi=10.1146%2Fannurev-biodatasci-080917-013459&key=3279963) | Google Scholar (http://scholar.google.com/scholar\_lookup?hl=en&publication\_year=1988&pages=219-26&issue=2&author=JF+Porter&author=LC+Kingsland&author=DA+Lindberg&author=I+Shah&title=AI+RHEUM+knowledge+based+computer+consultant+system+in+rheumatology.+Performance+in+the+diagnosis+of+

142. Ryerson CJ, Corte TJ, Lee JS, Richeldi L, Walsh SLF, et al. **2017**. A standardized diagnostic ontology for fibrotic interstitial lung disease: an international working group perspective. *Am. J. Respir. Crit. Care Med.* 196: 1249–54

 Crossref (/servlet/linkout?suffix=B142&dbid=16&doi=10.1146%2Fannurev-biodatasci-080917-013459&key=10.1164%2Fajrccm.201702-0400PP) |  Medline (/servlet/linkout?suffix=B142&dbid=8&doi=10.1146%2Fannurev-biodatasci-080917-013459&key=28414524) |  *Web of Science*® (/servlet/linkout?suffix=B142&dbid=128&doi=10.1146%2Fannurev-biodatasci-080917-013459&key=000415216500010) | Google Scholar (http://scholar.google.com/scholar\_lookup?hl=en&publication\_year=2017&pages=1249-54&author=CJ+Ryerson&author=TJ+Corte&author=JS+Lee&author=L+Richeldi&author=SLF+)

143. Mizuno S, Ogishima S, Nishigori H, Jamieson DG, Verspoor K, et al. **2016**. The Pre-Eclampsia Ontology: a disease ontology representing the domain knowledge specific to pre-eclampsia. *PLOS ONE* 11(10): e0162828



 Crossref (/servlet/linkout?suffix=B143&dbid=16&doi=10.1146%2Fannurev-biodatasci-080917-013459&key=10.1371%2Fjournal.pone.0162828) |  Medline (/servlet/linkout?suffix=B143&dbid=8&doi=10.1146%2Fannurev-biodatasci-080917-013459&key=27788142) |  *Web of Science*® (/servlet/linkout?suffix=B143&dbid=128&doi=10.1146%2Fannurev-biodatasci-080917-

013459&key=000389604900003) | Google Scholar

([http://scholar.google.com/scholar\\_lookup?](http://scholar.google.com/scholar_lookup?hl=en&publication_year=2016&pages=e0162828&issue=10&author=S+Mizuno&author=S+Ogi+Eclampsia+Ontology%3A+a+disease+ontology+representing+the+domain+knowledge+speci+eclampsia&)

[hl=en&publication\\_year=2016&pages=e0162828&issue=10&author=S+Mizuno&author=S+Ogi+Eclampsia+Ontology%3A+a+disease+ontology+representing+the+domain+knowledge+speci+eclampsia&](http://scholar.google.com/scholar_lookup?hl=en&publication_year=2016&pages=e0162828&issue=10&author=S+Mizuno&author=S+Ogi+Eclampsia+Ontology%3A+a+disease+ontology+representing+the+domain+knowledge+speci+eclampsia&)) |

144. Chen Q, Wu J, Li S, Lyu P, Wang Y, Li M. **2016**. An ontology-driven, case-based clinical decision support model for removable partial denture design. *Sci. Rep.* 6: 27855

 Crossref (</servlet/linkout?suffix=B144&dbid=16&doi=10.1146%2Fannurev-biodatasci-080917-013459&key=10.1038%2Fsrep27855>) |  Medline ([/servlet/linkout?](/servlet/linkout?suffix=B144&dbid=8&doi=10.1146%2Fannurev-biodatasci-080917-013459&key=27297679)

[suffix=B144&dbid=8&doi=10.1146%2Fannurev-biodatasci-080917-](/servlet/linkout?suffix=B144&dbid=8&doi=10.1146%2Fannurev-biodatasci-080917-013459&key=27297679)

[/servlet/linkout?](/servlet/linkout?suffix=B144&dbid=128&doi=10.1146%2Fannurev-biodatasci-080917-013459&key=000377824000001)

[suffix=B144&dbid=128&doi=10.1146%2Fannurev-biodatasci-080917-](/servlet/linkout?suffix=B144&dbid=128&doi=10.1146%2Fannurev-biodatasci-080917-013459&key=000377824000001)



[013459&key=000377824000001](http://scholar.google.com/scholar_lookup?hl=en&publication_year=2016&pages=27855&author=Q+Chen&author=J+Wu&author=S+Li&author=W+Li&title=An+ontology-driven%2C+case-based+clinical+decision+support+model+for+removable+partial+denture+design&)) | Google Scholar

([http://scholar.google.com/scholar\\_lookup?](http://scholar.google.com/scholar_lookup?hl=en&publication_year=2016&pages=27855&author=Q+Chen&author=J+Wu&author=S+Li&author=W+Li&title=An+ontology-driven%2C+case-based+clinical+decision+support+model+for+removable+partial+denture+design&)

[hl=en&publication\\_year=2016&pages=27855&author=Q+Chen&author=J+Wu&author=S+Li&author=W+Li&title=An+ontology-driven%2C+case-](http://scholar.google.com/scholar_lookup?hl=en&publication_year=2016&pages=27855&author=Q+Chen&author=J+Wu&author=S+Li&author=W+Li&title=An+ontology-driven%2C+case-based+clinical+decision+support+model+for+removable+partial+denture+design&)

[based+clinical+decision+support+model+for+removable+partial+denture+design&](http://scholar.google.com/scholar_lookup?hl=en&publication_year=2016&pages=27855&author=Q+Chen&author=J+Wu&author=S+Li&author=W+Li&title=An+ontology-driven%2C+case-based+clinical+decision+support+model+for+removable+partial+denture+design&)) |

145. Joseph S, Barai RS, Bhujbalrao R, Idicula-Thomas S. **2016**. PCOSKB: A KnowledgeBase on genes, diseases, ontology terms and biochemical pathways associated with PolyCystic Ovary Syndrome. *Nucleic Acids Res.* 44(D1): D1032–35

 Crossref (</servlet/linkout?suffix=B145&dbid=16&doi=10.1146%2Fannurev-biodatasci-080917-013459&key=10.1093%2Fnar%2Fgkv1146>) |  Medline ([/servlet/linkout?](/servlet/linkout?suffix=B145&dbid=8&doi=10.1146%2Fannurev-biodatasci-080917-013459&key=26578565)

[suffix=B145&dbid=8&doi=10.1146%2Fannurev-biodatasci-080917-](/servlet/linkout?suffix=B145&dbid=8&doi=10.1146%2Fannurev-biodatasci-080917-013459&key=26578565)

[/servlet/linkout?](/servlet/linkout?suffix=B145&dbid=128&doi=10.1146%2Fannurev-biodatasci-080917-013459&key=000371261700147)

[suffix=B145&dbid=128&doi=10.1146%2Fannurev-biodatasci-080917-](/servlet/linkout?suffix=B145&dbid=128&doi=10.1146%2Fannurev-biodatasci-080917-013459&key=000371261700147)

[013459&key=000371261700147](http://scholar.google.com/scholar_lookup?hl=en&publication_year=2016&pages=D1032-35&issue=D1&author=S+Joseph&author=RS+Barai&author=R+Bhujbalrao&author=S+Idicula-Thomas&title=PCOSKB%3A+A+KnowledgeBase+on+genes%2C+diseases%2C+ontology+terms+and+biochemical+pathways+associated+with+Polycystic+Ovary+Syndrome&)) | Google Scholar

([http://scholar.google.com/scholar\\_lookup?hl=en&publication\\_year=2016&pages=D1032-](http://scholar.google.com/scholar_lookup?hl=en&publication_year=2016&pages=D1032-35&issue=D1&author=S+Joseph&author=RS+Barai&author=R+Bhujbalrao&author=S+Idicula-Thomas&title=PCOSKB%3A+A+KnowledgeBase+on+genes%2C+diseases%2C+ontology+terms+and+biochemical+pathways+associated+with+Polycystic+Ovary+Syndrome&)

[35&issue=D1&author=S+Joseph&author=RS+Barai&author=R+Bhujbalrao&author=S+Idicula-Thomas&title=PCOSKB%3A+A+KnowledgeBase+on+genes%2C+diseases%2C+ontology+term](http://scholar.google.com/scholar_lookup?hl=en&publication_year=2016&pages=D1032-35&issue=D1&author=S+Joseph&author=RS+Barai&author=R+Bhujbalrao&author=S+Idicula-Thomas&title=PCOSKB%3A+A+KnowledgeBase+on+genes%2C+diseases%2C+ontology+terms+and+biochemical+pathways+associated+with+Polycystic+Ovary+Syndrome&)

